




Przedsiębiorstwo Produkcyjno-Usługowo-Handlowe  
 Henryk i Zbigniew Nejman  
 "AUTO-HAK" Spółka Jawna  
 76-200 SŁUPSK ul. Słoneczna 16 K  
 ☎ +48 59 8414-414, 8414-413  
 NIP: 839-040-81-14, REGON: 770514270, KRS: 0000097868  
 e-mail: [office@autohak.com.pl](mailto:office@autohak.com.pl) <http://www.autohak.com.pl>



**CERTIFICATES OF QUALITY:**





























- ~ CERTIFICATE ISO 9001 : 2008
- ~ HOMOLOGATION E20
- ~ HOMOLOGATION e20



































Lp.	TYPE OF CAR	MODEL	NUMBER OF HOMOLOGATION	YEAR OF CAR PRODUCTION	CAT. NO.	CODE	D	Max towing weight	Max vertical load	Towbar weight	Remove bumper	Bumper cut-out	Ball type	Time of installation	Price netto PLN
-----	-------------	-------	------------------------	------------------------	----------	------	---	-------------------	-------------------	---------------	---------------	----------------	-----------	----------------------	-----------------





















**ALFA ROMEO**

1	ALFA 145	3 doors	e20*94/20*0385*00	1994 / 2001	AL 33	00001	7,73 kN	1400 kg	50 kg	13,6 kg	✓	✗		2 h	286 zł
2	ALFA 145 AUTOMAT	3 doors	e20*94/20*0386*00	1994 / 2001	AL 33A	00803	7,73 kN	1400 kg	50 kg	14,6 kg	✓	✗		2 h	500 zł
3	ALFA 146	5 doors	e20*94/20*0335*00	1995 / 2001	AL 32	00018	7,8 kN	1300 kg	75 kg	17,6 kg				2 h	362 zł
4	ALFA 146 AUTOMAT	5 doors	e20*94/20*0336*00	1995 / 2001	AL 32A	00810	7,8 kN	1300 kg	75 kg	18,6 kg				2 h	576 zł
5	ALFA 147	3/5 doors	E20-55R-01 0937	since 2000	AL 37	00025	7,83 kN	1300 kg	60 kg	16,1 kg	✓			3 h	368 zł
6	ALFA 147 AUTOMAT	3/5 doors	e20*94/20*0804*00	since 2000	AL 37A	00827	7,83 kN	1300 kg	60 kg	17,1 kg	✓			3 h	582 zł
7	ALFA 156	4 doors	e20*94/20*0221*00	1997 / 05.2003	AL 34	00049	8,66 kN	1600 kg	60 kg	20,1 kg				2 h	422 zł
8	ALFA 156 AUTOMAT	4 doors	e20*94/20*0222*00	1997 / 05.2003	AL 34A	00841	8,66 kN	1600 kg	60 kg	21,1 kg				2 h	636 zł
9	ALFA 156 Sportwagon	Kombi	e20*94/20*0221*00	2000 / 05.2003	AL 34	00049	8,66 kN	1600 kg	60 kg	20,1 kg				2 h	422 zł
10	ALFA 156 Sportwagon AUTOMAT	Kombi	e20*94/20*0222*00	2000 / 05.2003	AL 34A	00841	8,66 kN	1600 kg	60 kg	21,1 kg				2 h	636 zł
11	159	4 doors	e20*94/20*1331*00	since 2006	AL 38	00056	9,9 kN	1800 kg	75 kg	16,7 kg	✓	✗		3 h	422 zł
12	159 AUTOMAT	4 doors	e20*94/20*1332*00	since 2006	AL 38A	00858	9,9 kN	1800 kg	75 kg	17,7 kg	✓	✗		3 h	636 zł
13	159 Sportwagon	Kombi	e20*94/20*1331*00	since 2006	AL 38	00056	9,9 kN	1800 kg	75 kg	16,7 kg	✓	✗		3 h	422 zł
14	159 Sportwagon AUTOMAT	Kombi	e20*94/20*1332*00	since 2006	AL 38A	00858	9,9 kN	1800 kg	75 kg	17,7 kg	✓	✗		3 h	636 zł
15	GIULIETTA		e20*94/20*1608*00	since 04.2010	AL 39	00063	8,3 kN	1500 kg	90 kg	19,6 kg	✓	✗		2 h	437 zł
16	GIULIETTA AUTOMAT		e20*94/20*1609*00	since 04.2010	AL 39A	00865	8,3 kN	1500 kg	90 kg	20,6 kg	✓	✗		2 h	651 zł
17	GIULIETTA AUTOMAT VERTICAL		e20*94/20*1610*00	since 04.2010	AL 39V	00872	8,3 kN	1500 kg	90 kg	20,6 kg	✓	✗		2 h	1 087 zł


Lp.	TYPE OF CAR	MODEL	NUMBER OF HOMOLOGATION	YEAR OF CAR PRODUCTION	CAT. NO.	CODE	D	Max towing weight	Max vertical load	Towbar weight	Remove bumper	Bumper cut-out	Ball type	Time of installation	Price netto PLN
<b>AUDI</b>															
1	80	4 drz., except Quattro, (B3)	e20*94/20*1393*00	09.1986 / 08.1991	A 16	01039	8,23 kN	1500 kg	50 kg	14,5 kg	✓	✗		1,5 h	281 zł
2	80	4 doors, Quattro, (B4)	E20-55R-01 1079	09.1991 / 11.1994	A 03	01046	8,78 kN	1700 kg	75 kg	17,1 kg	✓	✗		2,5 h	355 zł
3	80 AUTOMAT	4 doors, Quattro, (B4)	e20*94/20*0786*00	09.1991 / 11.1994	A 03A	02548	8,78 kN	1700 kg	75 kg	18,1 kg	✓	✗		2,5 h	569 zł
4	80	Avant, Quattro, (B4)	E20-55R-01 1079	09.1991 / 12.1995	A 03	01046	8,78 kN	1700 kg	75 kg	17,1 kg	✓	✗		2,5 h	355 zł
5	80 AUTOMAT	Avant, Quattro, (B4)	e20*94/20*0786*00	09.1991 / 12.1995	A 03A	02548	8,78 kN	1700 kg	75 kg	18,1 kg	✓	✗		2,5 h	569 zł
6	100	4 doors, Quattro, (C4)	E20-55R-01 0987	12.1990 / 05.1994	A 05	01060	9,93 kN	2000 kg	75 kg	21,6 kg	✓	✗		2,5 h	430 zł
7	100 AUTOMAT	4 doors, Quattro, (C4)	e20*94/20*0787*00	12.1990 / 05.1994	A 05A	02562	9,93 kN	2000 kg	75 kg	22,6 kg	✓	✗		2,5 h	644 zł
8	100	Avant, Quattro, (C4)	E20-55R-01 0987	12.1990 / 05.1994	A 05	01060	9,93 kN	2000 kg	75 kg	21,6 kg	✓	✗		2,5 h	430 zł
9	100 AUTOMAT	Avant, Quattro, (C4)	e20*94/20*0787*00	12.1990 / 05.1994	A 05A	02562	9,93 kN	2000 kg	75 kg	22,6 kg	✓	✗		2,5 h	644 zł
10	A 3	3 doors, except Quattro	E20-55R-01 0647	09.1996 / 12.2002	H 07	55087	8,6 kN	1600 kg	75 kg	14,2 kg	✓	✗		1,5 h	342 zł
11	A 3 AUTOMAT	3 doors, except Quattro	e20*94/20*0788*00	09.1996 / 12.2002	H 07A	58088	8,6 kN	1600 kg	75 kg	15,2 kg	✓	✗		1,5 h	556 zł
12	A 3 AUTOMAT VERTICAL	3 doors, except Quattro	e20*94/20*0820*00	09.1996 / 12.2002	H 07V	58996	8,6 kN	1600 kg	75 kg	15,2 kg	✓	✗		1,5 h	992 zł
13	A 3	3 doors	E20-55R-01 1193	06.2003 / 06.2008	K 44	69077	9,4 kN	1700 kg	100 kg	13,7 kg	✓	✗		3 h	347 zł
14	A 3 AUTOMAT	3 doors	e20*94/20*1056*00	06.2003 / 06.2008	K 44A	72077	9,4 kN	1700 kg	100 kg	14,7 kg	✓	✗		3 h	561 zł
15	A 3 AUTOMAT VERTICAL	3 doors	e20*94/20*0828*00	06.2003 / 06.2008	K 44V	72985	9,4 kN	1700 kg	100 kg	14,7 kg	✓	✗		3 h	997 zł
16	A 3	5 doors, except Quattro	E20-55R-01 0647	09.1996 / 12.2002	H 07	55087	8,6 kN	1600 kg	75 kg	14,2 kg	✓	✗		1,5 h	342 zł
17	A 3 AUTOMAT	5 doors, except Quattro	e20*94/20*0788*00	09.1996 / 12.2002	H 07A	58088	8,6 kN	1600 kg	75 kg	15,2 kg	✓	✗		1,5 h	556 zł
18	A 3 AUTOMAT VERTICAL	5 doors, except Quattro	e20*94/20*0820*00	09.1996 / 12.2002	H 07V	58996	8,6 kN	1600 kg	75 kg	15,2 kg	✓	✗		1,5 h	992 zł
19	A 3	5 doors, Sportback	e20*94/20*0594*00	11.2004 / 06.2008	A 22	01138	9,6 kN	1800 kg	75 kg	15,4 kg	✓	✗		2 h	423 zł
20	A 3 AUTOMAT	5 doors, Sportback	e20*94/20*0595*00	11.2004 / 06.2008	A 22A	02630	9,6 kN	1800 kg	75 kg	16,4 kg	✓	✗		2 h	637 zł
21	A 3	3/5 doors, Sportback	e20*94/20*0746*00	since 07.2008	A 24	01152	9,7 kN	1800 kg	100 kg	16,7 kg	✓	✗		2 h	350 zł
22	A 3 AUTOMAT	3/5 doors, Sportback	e20*94/20*0747*00	since 07.2008	A 24A	02654	9,7 kN	1800 kg	100 kg	17,7 kg	✓	✗		2 h	564 zł
23	A 4	4 doors, Quattro	E20-55R-01 0934	11.1994 / 10.2000	A 08	01077	9,47 kN	1800 kg	75 kg	16,3 kg	✓	✗		2,5 h	382 zł
24	A 4 AUTOMAT	4 doors, Quattro	e20*94/20*0789*00	11.1994 / 10.2000	A 08A	02579	9,47 kN	1800 kg	75 kg	17,3 kg	✓	✗		2,5 h	596 zł
25	A 4	Avant, Quattro	E20-55R-01 0934	12.1995 / 05.2001	A 08	01077	9,47 kN	1800 kg	75 kg	16,3 kg	✓	✗		2,5 h	382 zł
26	A 4 AUTOMAT	Avant, Quattro	e20*94/20*0789*00	12.1995 / 05.2001	A 08A	02579	9,47 kN	1800 kg	75 kg	17,3 kg	✓	✗		2,5 h	596 zł
27	A 4	4 doors, Quattro	e20*94/20*0648*00	11.2000 / 09.2004	A 18	01084	10,71 kN	2000 kg	80 kg	16,9 kg	✓	✗		1,5 h	381 zł
28	A 4 AUTOMAT	4 doors, Quattro	e20*94/20*0649*00	11.2000 / 09.2004	A 18A	02586	10,71 kN	2000 kg	80 kg	17,9 kg	✓	✗		1,5 h	595 zł

29	A 4 AUTOMAT VERTICAL	4 doors, Quattro	e20*94/20*0824*00	11.2000 / 09.2004	A 18V	02999	10,71 kN	2000 kg	80 kg	17,9 kg	✓	✂		1,5 h	1 031 zł
30	A 4	Avant, Quattro	e20*94/20*0648*00	09.2001 / 09.2004	A 18	01084	10,71 kN	2000 kg	80 kg	16,9 kg	✓	✂		1,5 h	381 zł
31	A 4 AUTOMAT	Avant, Quattro	e20*94/20*0649*00	09.2001 / 09.2004	A 18A	02586	10,71 kN	2000 kg	80 kg	17,9 kg	✓	✂		1,5 h	595 zł
32	A 4 AUTOMAT VERTICAL	Avant, Quattro	e20*94/20*0824*00	09.2001 / 09.2004	A 18V	02999	10,71 kN	2000 kg	80 kg	17,9 kg	✓	✂		1,5 h	1 031 zł






Lp.	TYPE OF CAR	MODEL	NUMBER OF HOMOLOGATION	YEAR OF CAR PRODUCTION	CAT. NO.	CODE	D	Max towing weight	Max vertical load	Towbar weight	Remove bumper	Bumper cut-out	Ball type	Time of installation	Price netto PLN
<b>AUDI</b>															
33	A 4	4 doors, Quattro	e20*94/20*0648*00	10.2004 / 10.2007	A 18	01084	10,71 kN	2000 kg	80 kg	16,9 kg	✓	✗		1,5 h	381 zł
34	A 4 AUTOMAT	4 doors, Quattro	e20*94/20*0649*00	10.2004 / 10.2007	A 18A	02586	10,71 kN	2000 kg	80 kg	17,9 kg	✓	✗		1,5 h	595 zł
35	A 4 AUTOMAT VERTICAL	4 doors, Quattro	e20*94/20*0824*00	10.2004 / 10.2007	A 18V	02999	10,71 kN	2000 kg	80 kg	17,9 kg	✓	✗		1,5 h	1 031 zł
36	A 4	Avant, Quattro	e20*94/20*0648*00	10.2004 / 03.2008	A 18	01084	10,71 kN	2000 kg	80 kg	16,9 kg	✓	✗		1,5 h	381 zł
37	A 4 AUTOMAT	Avant, Quattro	e20*94/20*0649*00	10.2004 / 03.2008	A 18A	02586	10,71 kN	2000 kg	80 kg	17,9 kg	✓	✗		1,5 h	595 zł
38	A 4 AUTOMAT VERTICAL	Avant, Quattro	e20*94/20*0824*00	10.2004 / 03.2008	A 18V	02999	10,71 kN	2000 kg	80 kg	17,9 kg	✓	✗		1,5 h	1 031 zł
39	A 4	4 doors	e20*94/20*0632*00	since 11.2007	A 23	01145	11,0 kN	2145 kg	90 kg	17,4 kg	✓	✗		1,5 h	383 zł
40	A 4 AUTOMAT	4 doors	e20*94/20*0633*00	since 11.2007	A 23A	02647	11,0 kN	2145 kg	90 kg	18,4 kg	✓	✗		1,5 h	597 zł
41	A 4	Avant	e20*94/20*0632*00	since 04.2008	A 23	01145	11,0 kN	2145 kg	90 kg	17,4 kg	✓	✗		1,5 h	383 zł
42	A 4 AUTOMAT	Avant	e20*94/20*0633*00	since 04.2008	A 23A	02647	11,0 kN	2145 kg	90 kg	18,4 kg	✓	✗		1,5 h	597 zł
43	A 5	Coupe	e20*94/20*0632*00	since 06.2007	A 23	01145	11,0 kN	2145 kg	90 kg	17,4 kg	✓	✗		1,5 h	383 zł
44	A 5 AUTOMAT	Coupe	e20*94/20*0633*00	since 06.2007	A 23A	02647	11,0 kN	2145 kg	90 kg	18,4 kg	✓	✗		1,5 h	597 zł
45	A 6	4 doors, Quattro	E20-55R-01 0987	06.1994 / 03.1997	A 05	01060	9,93 kN	2000 kg	75 kg	21,6 kg	✓	✗		2,5 h	430 zł
46	A 6 AUTOMAT	4 doors, Quattro	e20*94/20*0787*00	06.1994 / 03.1997	A 05A	02562	9,93 kN	2000 kg	75 kg	22,6 kg	✓	✗		2,5 h	644 zł
47	A 6	Avant, Quattro	E20-55R-01 0987	06.1994 / 03.1998	A 05	01060	9,93 kN	2000 kg	75 kg	21,6 kg	✓	✗		2,5 h	430 zł
48	A 6 AUTOMAT	Avant, Quattro	e20*94/20*0787*00	06.1994 / 03.1998	A 05A	02562	9,93 kN	2000 kg	75 kg	22,6 kg	✓	✗		2,5 h	644 zł
49	A 6	4 doors, Quattro	E20-55R-01 0919	04.1997 / 05.2001	A 19	01091	10,86 kN	2055 kg	85 kg	21,5 kg	✓	✗		2,5 h	460 zł
50	A 6 AUTOMAT	4 doors, Quattro	e20*94/20*0790*00	04.1997 / 05.2001	A 19A	02593	10,86 kN	2055 kg	85 kg	22,5 kg	✓	✗		2,5 h	674 zł
51	A 6 AUTOMAT VERTICAL	4 doors, Quattro	e20*94/20*0833*00	04.1997 / 05.2001	A 19V	02982	10,86 kN	2055 kg	85 kg	22,5 kg	✓	✗		2,5 h	1 110 zł
52	A 6	Avant, Quattro	E20-55R-01 0919	04.1998 / 05.2001	A 19	01091	10,86 kN	2055 kg	85 kg	21,5 kg	✓	✗		2,5 h	460 zł
53	A 6 AUTOMAT	Avant, Quattro	e20*94/20*0790*00	04.1998 / 05.2001	A 19A	02593	10,86 kN	2055 kg	85 kg	22,5 kg	✓	✗		2,5 h	674 zł
54	A 6 AUTOMAT VERTICAL	Avant, Quattro	e20*94/20*0833*00	04.1998 / 05.2001	A 19V	02982	10,86 kN	2055 kg	85 kg	22,5 kg	✓	✗		2,5 h	1 110 zł
55	A 6	4 doors, Quattro	E20-55R-01 0919	06.2001 / 2004	A 19	01091	10,86 kN	2055 kg	85 kg	21,5 kg	✓	✗		2,5 h	460 zł
56	A 6 AUTOMAT	4 doors, Quattro	e20*94/20*0790*00	06.2001 / 2004	A 19A	02593	10,86 kN	2055 kg	85 kg	22,5 kg	✓	✗		2,5 h	674 zł
57	A 6 AUTOMAT VERTICAL	4 doors, Quattro	e20*94/20*0833*00	06.2001 / 2004	A 19V	02982	10,86 kN	2055 kg	85 kg	22,5 kg	✓	✗		2,5 h	1 110 zł
58	A 6	Avant, Quattro	E20-55R-01 0919	06.2001 / 2004	A 19	01091	10,86 kN	2055 kg	85 kg	21,5 kg	✓	✗		2,5 h	460 zł
59	A 6 AUTOMAT	Avant, Quattro	e20*94/20*0790*00	06.2001 / 2004	A 19A	02593	10,86 kN	2055 kg	85 kg	22,5 kg	✓	✗		2,5 h	674 zł
60	A 6 AUTOMAT VERTICAL	Avant, Quattro	e20*94/20*0833*00	06.2001 / 2004	A 19V	02982	10,86 kN	2055 kg	85 kg	22,5 kg	✓	✗		2,5 h	1 110 zł







Lp.	TYPE OF CAR	MODEL	NUMBER OF HOMOLOGATION	YEAR OF CAR PRODUCTION	CAT. NO.	CODE	D	Max towing weight	Max vertical load	Towbar weight	Remove bumper	Bumper cut-out	Ball type	Time of installation	Price netto PLN
<b>AUDI</b>															
61	A 6	ALLROAD, Avant, Quattro	E20-55R-01 1826	2000 / 2006	A 20	01107	11,7 kN	2320 kg	95 kg	19,0 kg	✓	✗		2 h	458 zł
62	A 6 AUTOMAT	ALLROAD, Avant, Quattro	E20-55R-01 1827	2000 / 2006	A 20A	02609	11,7 kN	2320 kg	95 kg	20,0 kg	✓	✗		2 h	672 zł
63	A 6	ALLROAD, Quattro	e20*94/20*1549*00	since 2006	A 28	01190	12,1 kN	2427 kg	90 kg	20,7 kg	✓	✗		2 h	460 zł
64	A 6 AUTOMAT	ALLROAD, Quattro	e20*94/20*1550*00	since 2006	A 28A	02685	12,1 kN	2427 kg	90 kg	21,7 kg	✓	✗		2 h	674 zł
65	A 6 AUTOMAT VERTICAL	ALLROAD, Quattro	e20*94/20*1551*00	since 2006	A 28V	02944	12,1 kN	2427 kg	90 kg	21,7 kg	✓	✗		2 h	1 110 zł
66	A 6	4 doors, Quattro	e20*94/20*0358*00	since 2004	A 21	01121	11,2 kN	2100 kg	85 kg	21,5 kg	✓	✗		2 h	496 zł
67	A 6 AUTOMAT	4 doors, Quattro	e20*94/20*0357*00	since 2004	A 21A	02623	11,2 kN	2100 kg	85 kg	22,5 kg	✓	✗		2 h	710 zł
68	A 6 AUTOMAT VERTICAL	4 doors, Quattro	e20*94/20*0826*00	since 2004	A 21V	02975	11,2 kN	2100 kg	85 kg	22,5 kg	✓	✗		2 h	1 146 zł
69	A 6	Avant, Quattro	e20*94/20*0358*00	since 2005	A 21	01121	11,2 kN	2100 kg	85 kg	21,5 kg	✓	✗		2 h	496 zł
70	A 6 AUTOMAT	Avant, Quattro	e20*94/20*0357*00	since 2005	A 21A	02623	11,2 kN	2100 kg	85 kg	22,5 kg	✓	✗		2 h	710 zł
71	A 6 AUTOMAT VERTICAL	Avant, Quattro	e20*94/20*0826*00	since 2005	A 21V	02975	11,2 kN	2100 kg	85 kg	22,5 kg	✓	✗		2 h	1 146 zł
72	A 8	4 doors, Quattro, TDI, (S8)	E20-55R-01 1798	1994 / 2001	A 17	01114	12,5 kN	2350 kg	75 kg	19,1 kg	✓			1,5 h	369 zł
73	A 8 AUTOMAT	4 doors, Quattro, TDI, (S8)	E20-55R-01 1797	1994 / 2001	A 17A	02616	12,5 kN	2350 kg	75 kg	20,1 kg	✓			1,5 h	583 zł
74	A 8		e20*94/20*1481*00	11.2002 / 03.2010	A 27	01183	12,5 kN	2430 kg	95 kg	22 kg	✓	✗		3 h	500 zł
75	A 8 AUTOMAT		e20*94/20*1482*00	11.2002 / 03.2010	A 27A	02678	12,5 kN	2430 kg	95 kg	23 kg	✓	✗		3 h	714 zł
76	A 8 AUTOMAT VERTICAL		e20*94/20*1483*00	11.2002 / 03.2010	A 27V	02951	12,5 kN	2430 kg	95 kg	23 kg	✓	✗		3 h	1 150 zł
77	Q 5		e20*94/20*1312*00	since 2008	A 26	01176	12,0 kN	2400 kg	80 kg	19,8 kg	✓	✗		2 h	420 zł
78	Q 5 AUTOMAT		e20*94/20*1313*00	since 2008	A 26A	02661	12,0 kN	2400 kg	80 kg	20,8 kg	✓	✗		2 h	634 zł
79	Q 7		e20*94/20*0931*00	since 2006	A 25	01169	16,4 kN	3500 kg	140 kg	21,4 kg	✓	✗		1,5 h	420 zł
80	Q 7 AUTOMAT VERTICAL		e20*94/20*0932*00	since 2006	A 25V	02968	16,4 kN	3500 kg	140 kg	22,4 kg	✓	✗		1,5 h	1 070 zł





























### AVIA





























1	15, 20, 21, 30, 31		e20*94/20*0200*00		AV 01	02906	14,72 kN	2000 kg	100 kg	19,4 kg				1 h	361 zł
---	--------------------	--	-------------------	--	-------	-------	----------	---------	--------	---------	--	--	---	-----	--------

### B M W




1	seria 1	E 82, 2 doors, (except 135i)	e20*94/20*0466*00	since 2007	B 11	03101	10,35 kN	1965 kg	80 kg	16,0 kg	✓			1,5 h	350 zł
2	seria 1 AUTOMAT	E 82, 2 doors, (except 135i)	e20*94/20*0467*00	since 2007	B 11A	04108	10,35 kN	1965 kg	80 kg	17,0 kg	✓			1,5 h	564 zł
3	seria 1 AUTOMAT VERTICAL	E 82, 2 doors, (except 135i)	e20*94/20*1097*00	since 2007	B 11V	04986	10,35 kN	1965 kg	80 kg	17,0 kg	✓			1,5 h	1 000 zł
4	seria 1	E 81, 3 drz.	e20*94/20*0466*00	since 2007	B 11	03101	10,35 kN	1965 kg	80 kg	16,0 kg	✓			1,5 h	350 zł
5	seria 1 AUTOMAT	E 81, 3 drz.	e20*94/20*0467*00	since 2007	B 11A	04108	10,35 kN	1965 kg	80 kg	17,0 kg	✓			1,5 h	564 zł

6	seria 1 <b>AUTOMAT VERTICAL</b>	E 81, 3 drz.	<b>e20*94/20*1097*00</b>	since 2007	<b>B 11V</b>	<b>04986</b>	10,35 kN	1965 kg	80 kg	17,0 kg	✓		1,5 h	1 000 zł
7	seria 1	E 87, 5 drz.	<b>e20*94/20*0466*00</b>	since 2004	<b>B 11</b>	<b>03101</b>	10,35 kN	1965 kg	80 kg	16,0 kg	✓		1,5 h	350 zł
8	seria 1 <b>AUTOMAT</b>	E 87, 5 drz.	<b>e20*94/20*0467*00</b>	since 2004	<b>B 11A</b>	<b>04108</b>	10,35 kN	1965 kg	80 kg	17,0 kg	✓		1,5 h	564 zł
9	seria 1 <b>AUTOMAT VERTICAL</b>	E 87, 5 drz.	<b>e20*94/20*1097*00</b>	since 2004	<b>B 11V</b>	<b>04986</b>	10,35 kN	1965 kg	80 kg	17,0 kg	✓		1,5 h	1 000 zł
10	seria 3	E 30, 4 doors., Coupe	<b>e20*94/20*0367*00</b>	08.1982 / 12.1990	<b>B 01</b>	<b>03002</b>	7,53 kN	1400 kg	75 kg	12,2 kg	✓		1,5 h	284 zł
11	seria 3 <b>AUTOMAT</b>	E 30, 4 doors., Coupe	<b>e20*94/20*0368*00</b>	08.1982 / 12.1990	<b>B 01A</b>	<b>04009</b>	7,53 kN	1400 kg	75 kg	13,2 kg	✓		1,5 h	498 zł







Lp.	TYPE OF CAR	MODEL	NUMBER OF HOMOLOGATION	YEAR OF CAR PRODUCTION	CAT. NO.	CODE	D	Max towing weight	Max vertical load	Towbar weight	Remove bumper	Bumper cut-out	Ball type	Time of installation	Price netto PLN
<b>B M W</b>															
12	seria 3	E 30, Kombi	e20*94/20*0367*00	08.1987 / 12.1993	B 01	03002	7,53 kN	1400 kg	75 kg	12,2 kg	✓			1,5 h	284 zł
13	seria 3 AUTOMAT	E 30, Kombi	e20*94/20*0368*00	08.1987 / 12.1993	B 01A	04009	7,53 kN	1400 kg	75 kg	13,2 kg	✓			1,5 h	498 zł
14	seria 3	E 36, 4 doors, Coupe	e20*94/20*0650*00	01.1991 / 03.1998	B 02	03019	9,3 kN	1800 kg	75 kg	16,3 kg	✓	✗		2 h	375 zł
15	seria 3 AUTOMAT	E 36, 4 doors, Coupe	e20*94/20*0651*00	01.1991 / 03.1998	B 02A	04016	9,3 kN	1800 kg	75 kg	17,3 kg	✓	✗		2 h	589 zł
16	seria 3	E 36, Kombi	e20*94/20*0650*00	1995 / 08.1999	B 02	03019	9,3 kN	1800 kg	75 kg	16,3 kg	✓	✗		2 h	375 zł
17	seria 3 AUTOMAT	E 36, Kombi	e20*94/20*0651*00	1995 / 08.1999	B 02A	04016	9,3 kN	1800 kg	75 kg	17,3 kg	✓	✗		2 h	589 zł
18	seria 3	E 46, 4 doors, Coupe	e20*94/20*0652*00	04.1998 / 2005	B 06	03026	9,8 kN	1800 kg	75 kg	18,2 kg	✓	✗		2 h	375 zł
19	seria 3 AUTOMAT	E 46, 4 doors, Coupe	e20*94/20*0402*00	04.1998 / 2005	B 06A	04023	9,8 kN	1800 kg	75 kg	19,2 kg	✓	✗		2 h	589 zł
20	seria 3 AUTOMAT VERTICAL	E 46, 4 doors, Coupe	e20*94/20*0833*00	04.1998 / 2005	B 06V	04993	9,8 kN	1800 kg	75 kg	19,2 kg	✓	✗		2 h	1 025 zł
21	seria 3	E 46, Compact	e20*94/20*0652*00	06.2001 / 2005	B 06	03026	9,8 kN	1800 kg	75 kg	18,2 kg	✓	✗		2 h	375 zł
22	seria 3 AUTOMAT	E 46, Compact	e20*94/20*0402*00	06.2001 / 2005	B 06A	04023	9,8 kN	1800 kg	75 kg	19,2 kg	✓	✗		2 h	589 zł
23	seria 3 AUTOMAT VERTICAL	E 46, Compact	e20*94/20*0833*00	06.2001 / 2005	B 06V	04993	9,8 kN	1800 kg	75 kg	19,2 kg	✓	✗		2 h	1 025 zł
24	seria 3	E 46, Cabrio	e20*94/20*0652*00	04.2000 / 2006	B 06	03026	9,8 kN	1800 kg	75 kg	18,2 kg	✓	✗		2 h	375 zł
25	seria 3 AUTOMAT	E 46, Cabrio	e20*94/20*0402*00	04.2000 / 2006	B 06A	04023	9,8 kN	1800 kg	75 kg	19,2 kg	✓	✗		2 h	589 zł
26	seria 3 AUTOMAT VERTICAL	E 46, Cabrio	e20*94/20*0833*00	04.2000 / 2006	B 06V	04993	9,8 kN	1800 kg	75 kg	19,2 kg	✓	✗		2 h	1 025 zł
27	seria 3	E 46, Kombi	e20*94/20*0652*00	10.1999 / 2005	B 06	03026	9,8 kN	1800 kg	75 kg	18,2 kg	✓	✗		2 h	375 zł
28	seria 3 AUTOMAT	E 46, Kombi	e20*94/20*0402*00	10.1999 / 2005	B 06A	04023	9,8 kN	1800 kg	75 kg	19,2 kg	✓	✗		2 h	589 zł
29	seria 3 AUTOMAT VERTICAL	E 46, Kombi	e20*94/20*0833*00	10.1999 / 2005	B 06V	04993	9,8 kN	1800 kg	75 kg	19,2 kg	✓	✗		2 h	1 025 zł
30	seria 3	E 90, 4 doors, (except 335i/335d)	e20*94/20*0466*00	since 03.2005	B 11	03101	10,35 kN	1965 kg	80 kg	16,0 kg	✓			1,5 h	350 zł
31	seria 3 AUTOMAT	E 90, 4 doors, (except 335i/335d)	e20*94/20*0467*00	since 03.2005	B 11A	04108	10,35 kN	1965 kg	80 kg	17,0 kg	✓			1,5 h	564 zł
32	seria 3 AUTOMAT VERTICAL	E 90, 4 doors, (except 335i/335d)	e20*94/20*1097*00	since 03.2005	B 11V	04986	10,35 kN	1965 kg	80 kg	17,0 kg	✓			1,5 h	1 000 zł
33	seria 3	E 91, Kombi	e20*94/20*0466*00	since 10.2005	B 11	03101	10,35 kN	1965 kg	80 kg	16,0 kg	✓			1,5 h	350 zł
34	seria 3 AUTOMAT	E 91, Kombi	e20*94/20*0467*00	since 10.2005	B 11A	04108	10,35 kN	1965 kg	80 kg	17,0 kg	✓			1,5 h	564 zł
35	seria 3 AUTOMAT VERTICAL	E 91, Kombi	e20*94/20*1097*00	since 10.2005	B 11V	04986	10,35 kN	1965 kg	80 kg	17,0 kg	✓			1,5 h	1 000 zł
36	seria 5	E 34, 4 doors	E20-55R-01 1025	01.1988 / 11.1995	B 04	03040	9,5 kN	1800 kg	75 kg	16,5 kg	✓	✗		2 h	375 zł
37	seria 5 AUTOMAT	E 34, 4 doors	e20*94/20*0791*00	01.1988 / 11.1995	B 04A	04047	9,5 kN	1800 kg	75 kg	17,5 kg	✓	✗		2 h	589 zł
38	seria 5	E 34, Kombi	E20-55R-01 1025	02.1992 / 01.1997	B 04	03040	9,5 kN	1800 kg	75 kg	16,5 kg	✓	✗		2 h	375 zł
39	seria 5 AUTOMAT	E 34, Kombi	e20*94/20*0791*00	02.1992 / 01.1997	B 04A	04047	9,5 kN	1800 kg	75 kg	17,5 kg	✓	✗		2 h	589 zł















Lp.	TYPE OF CAR	MODEL	NUMBER OF HOMOLOGATION	YEAR OF CAR PRODUCTION	CAT. NO.	CODE	D	Max towing weight	Max vertical load	Towbar weight	Remove bumper	Bumper cut-out	Ball type	Time of installation	Price netto PLN
<b>B M W</b>															
40	seria 5	E 39, 4 doors	E20-55R-01 1276	12.1995 / 2001	B 08	03057	10,3 kN	2100 kg	90 kg	19,9 kg	✓	✗		3 h	460 zł
41	seria 5 AUTOMAT	E 39, 4 doors	e20*94/20*0792*00	12.1995 / 2001	B 08A	04054	10,3 kN	2100 kg	90 kg	20,9 kg	✓	✗		3 h	674 zł
42	seria 5	E 39, 4 doors	E20-55R-01 1276	2002 / 10.2003	B 08	03057	10,3 kN	2100 kg	90 kg	19,9 kg	✓	✗		3 h	460 zł
43	seria 5 AUTOMAT	E 39, 4 doors	e20*94/20*0792*00	2002 / 10.2003	B 08A	04054	10,3 kN	2100 kg	90 kg	20,9 kg	✓	✗		3 h	674 zł
44	seria 5	E 39, Kombi	e20*94/20*0092*01	02.1997 / 01.2004	B 09	03088	11,4 kN	2200 kg	90 kg	18,0 kg	✓	✗		2,5 h	460 zł
45	seria 5	E 60, 4 doors	e20*94/20*0596*00	since 11.2003	B 12	03118	11,4 kN	2000 kg	90 kg	16,5 kg	✓	✗		2 h	358 zł
46	seria 5 AUTOMAT	E 60, 4 doors	e20*94/20*0597*00	since 11.2003	B 12A	04115	11,4 kN	2000 kg	90 kg	17,5 kg	✓	✗		2 h	572 zł
47	seria 5 AUTOMAT VERTICAL	E 60, 4 doors	e20*94/20*1441*00	since 11.2003	B 12V	04962	11,4 kN	2000 kg	90 kg	17,5 kg	✓	✗		2 h	1 008 zł
48	seria 5	E 61, Kombi	e20*94/20*0596*00	since 06.2004	B 12	03118	11,4 kN	2000 kg	90 kg	16,5 kg	✓	✗		2 h	358 zł
49	seria 5 AUTOMAT	E 61, Kombi	e20*94/20*0597*00	since 06.2004	B 12A	04115	11,4 kN	2000 kg	90 kg	17,5 kg	✓	✗		2 h	572 zł
50	seria 5 AUTOMAT VERTICAL	E 61, Kombi	e20*94/20*1441*00	since 06.2004	B 12V	04962	11,4 kN	2000 kg	90 kg	17,5 kg	✓	✗		2 h	1 008 zł
51	X1		e20*94/20*1490*00	since 2009	B 15	03149	10,49 kN	2000 kg	85 kg	14 kg	✓			2 h	350 zł
52	X1 AUTOMAT		e20*94/20*1491*00	since 2009	B 15A	04146	10,49 kN	2000 kg	85 kg	15 kg	✓			2 h	564 zł
53	X1 AUTOMAT VERTICAL		e20*94/20*1492*00	since 2009	B 15V	04948	10,49 kN	2000 kg	85 kg	15 kg	✓			2 h	1 000 zł
54	X3	T (E83)	e20*94/20*1249*00	2004 / 10.2006	B 13	03125	10,85 kN	2000 kg	80 kg	13,2 kg	✓	✗		1,5 h	356 zł
55	X3 AUTOMAT	T (E83)	e20*94/20*1250*00	2004 / 10.2006	B 13A	04122	10,85 kN	2000 kg	80 kg	14,2 kg	✓	✗		1,5 h	570 zł
56	X3 AUTOMAT VERTICAL	T (E83)	e20*94/20*1251*00	2004 / 10.2006	B 13V	04979	10,85 kN	2000 kg	80 kg	14,2 kg	✓	✗		1,5 h	1 006 zł
57	X3	T (E83LCI)	e20*94/20*1249*00	11.2006 / 04.2010	B 13	03125	10,85 kN	2000 kg	80 kg	13,2 kg	✓	✗		1,5 h	356 zł
58	X3 AUTOMAT	T (E83LCI)	e20*94/20*1250*00	11.2006 / 04.2010	B 13A	04122	10,85 kN	2000 kg	80 kg	14,2 kg	✓	✗		1,5 h	570 zł
59	X3 AUTOMAT VERTICAL	T (E83LCI)	e20*94/20*1251*00	11.2006 / 04.2010	B 13V	04979	10,85 kN	2000 kg	80 kg	14,2 kg	✓	✗		1,5 h	1 006 zł
60	X3		e20*94/20*1544*00	since 11.2010	B 16	03156	12,0 kN	2400 kg	100 kg	13,6 kg	✓			2 h	366 zł
61	X3 AUTOMAT		e20*94/20*1545*00	since 11.2010	B 16A	04153	12,0 kN	2400 kg	100 kg	14,6 kg	✓			2 h	580 zł
62	X5		e20*94/20*1463*00	06.2000 / 12.2006	B 14	03132	15,5 kN	3500 kg	150 kg	25 kg	✓	✗		2 h	494 zł
63	X5 AUTOMAT		e20*94/20*1611*00	06.2000 / 12.2006	B 14A	04139	15,5 kN	3500 kg	150 kg	26 kg	✓	✗		2 h	708 zł
64	X5 AUTOMAT VERTICAL		e20*94/20*1464*00	06.2000 / 12.2006	B 14V	04955	15,5 kN	3500 kg	150 kg	26 kg	✓	✗		2 h	1 144 zł
65	X5		e20*94/20*0448*00	since 2007	B 10	03095	16,0 kN	3500 kg	150 kg	16,9 kg	✓	✗		1,5 h	468 zł
66	X5 AUTOMAT		e20*94/20*0449*00	since 2007	B 10A	04092	16,0 kN	3500 kg	150 kg	17,9 kg	✓	✗		1,5 h	682 zł
67	X5 AUTOMAT VERTICAL		e20*94/20*1628*00	since 2007	B 10V	04931	16,0 kN	3500 kg	150 kg	17,9 kg	✓	✗		1,5 h	1 118 zł











68	seria 7	E 32, 4 doors	<b>E20-55R-01 1049</b>	10.1986 / 05.1994	<b>B 05</b>	<b>03064</b>	9,33 kN	1600 kg	50 kg	19,3 kg	✓	✗		2 h	401 zł
69	seria 7 <b>AUTOMAT</b>	E 32, 4 doors	<b>e20*94/20*0793*00</b>	10.1986 / 05.1994	<b>B 05A</b>	<b>04061</b>	9,33 kN	1600 kg	50 kg	20,3 kg	✓	✗		2 h	615 zł
70	seria 7	E 38, 4 doors	<b>E20-55R-01 1115</b>	06.1994 / 08.2001	<b>B 07</b>	<b>03071</b>	11,79 kN	2200 kg	90 kg	15,6 kg	✓	✗		3 h	354 zł






### CHEVROLET




























1	AVEO	3/5 doors	<b>e20*94/20*0766*00</b>	03.2008 / 2011	<b>X 22</b>	<b>05051</b>	6,6 kN	1200 kg	50 kg	16,4 kg	✓	✗		2 h	380 zł
2	AVEO <b>AUTOMAT</b>	3/5 doors	<b>e20*94/20*0767*00</b>	03.2008 / 2011	<b>X 22A</b>	<b>06058</b>	6,6 kN	1200 kg	50 kg	17,4 kg	✓	✗		2 h	594 zł
3	AVEO	5 doors	<b>e20*94/20*1535*00</b>	since 07.2011	<b>X 25</b>	<b>05082</b>	6,62 kN	1100 kg	44 kg	15,6 kg	✓			2 h	380 zł
4	AVEO <b>AUTOMAT</b>	5 doors	<b>e20*94/20*1536*00</b>	since 07.2011	<b>X 25A</b>	<b>06089</b>	6,62 kN	1100 kg	44 kg	16,6 kg	✓			2 h	594 zł
5	AVEO	4 doors	<b>e20*94/20*0704*00</b>	2006 / 2011	<b>X 21</b>	<b>05044</b>	6,7 kN	1200 kg	75 kg	22,5 kg		✗		2,5 h	480 zł
6	AVEO <b>AUTOMAT</b>		<b>e20*94/20*0705*00</b>	2006 / 2011	<b>X 21A</b>	<b>06041</b>	6,7 kN	1200 kg	75 kg	23,5 kg		✗		2,5 h	694 zł





Lp.	TYPE OF CAR	MODEL	NUMBER OF HOMOLOGATION	YEAR OF CAR PRODUCTION	CAT. NO.	CODE	D	Max towing weight	Max vertical load	Towbar weight	Remove bumper	Bumper cut-out	Ball type	Time of installation	Price netto PLN
<b>CHEVROLET</b>															
7	CAPTIVA	(C100)	e20*94/20*0252*00	since 2006	X 20	05037	11 kN	2000 kg	80 kg	18,0 kg	✓	✗		2 h	459 zł
8	CAPTIVA AUTOMAT	(C100)	e20*94/20*0253*00	since 2006	X 20A	06034	11 kN	2000 kg	80 kg	19,0 kg	✓	✗		2 h	673 zł
9	CRUZE	4 doors	e20*94/20*1366*00	od 2009	X 23	05068	9,6 kN	1800 kg	75 kg	19,0 kg	✓	✗		2,5 h	450 zł
10	CRUZE AUTOMAT	4 doors	e20*94/20*1367*00	od 2009	X 23A	06065	9,6 kN	1800 kg	75 kg	20,0 kg	✓	✗		2,5 h	664 zł
11	LACETTI	4 doors	E20-55R-01 1807	since 2005	X 19	05006	6,83 kN	1200 kg	75 kg	16,4 kg	✓			2 h	330 zł
12	LACETTI AUTOMAT	4 doors	E20-55R-01 1806	since 2005	X 19A	06003	6,83 kN	1200 kg	75 kg	17,4 kg	✓			2 h	544 zł
13	LACETTI	5 doors	E20-55R-01 1811	since 2005	X 17	05013	6,8 kN	1200 kg	75 kg	16,5 kg	✓			2 h	330 zł
14	LACETTI AUTOMAT	5 doors	E20-55R-01 1810	since 2005	X 17A	06010	6,8 kN	1200 kg	75 kg	17,5 kg	✓			2 h	544 zł
15	LACETTI	Kombi	E20-55R-01 1809	since 2005	X 18	05020	6,95 kN	1200 kg	75 kg	14,8 kg	✓			2 h	330 zł
16	LACETTI AUTOMAT	Kombi	E20-55R-01 1808	since 2005	X 18A	06027	6,95 kN	1200 kg	75 kg	15,8 kg	✓			2 h	544 zł
17	ORLANDO		e20*94/20*1484*00	since 2011	X 24	05075	9,9 kN	1600 kg	75 kg	16,4 kg	✓	✗		2 h	390 zł
18	ORLANDO AUTOMAT		e20*94/20*1485*00	since 2011	X 24A	06072	9,9 kN	1600 kg	75 kg	17,4 kg	✓	✗		2 h	604 zł
19	TRANS SPORT		e20*94/20*0099*00	1997 / 2006	E 49	40403	10,9 kN	2000 kg	75 kg	14,1 kg	✓	✗		2 h	361 zł
20	TRANS SPORT AUTOMAT		e20*94/20*0098*00	1997 / 2006	E 49A	43404	10,9 kN	2000 kg	75 kg	15,1 kg	✓	✗		2 h	575 zł





























### CHRYSLER




1	300C		e20*94/20*0711*00	since 2004	CH 49	07055	10,7 kN	2000 kg	100 kg	15,3 kg				1,5 h	429 zł
2	300C AUTOMAT		e20*94/20*0712*00	since 2004	CH 49A	07857	10,7 kN	2000 kg	100 kg	16,3 kg				1,5 h	643 zł
3	300C	Kombi	e20*94/20*0711*00	since 2004	CH 49	07055	10,7 kN	2000 kg	100 kg	15,3 kg				1,5 h	429 zł
4	300C AUTOMAT	Kombi	e20*94/20*0712*00	since 2004	CH 49A	07857	10,7 kN	2000 kg	100 kg	16,3 kg				1,5 h	643 zł
5	GRAND VOYAGER	(2/4 Wheel Drive), VAN	e20*94/20*0256*00	1991 / 02.1996	CH 47	07000	10,7 kN	1800 kg	80 kg	17,2 kg	✓	✗		3 h	425 zł
6	GRAND VOYAGER	(2/4 Wheel Drive), VAN	e20*94/20*0220*00	03.1996 / 04.2001	CH 30	07017	9,72 kN	1600 kg	80 kg	18,5 kg				1,5 h	425 zł
7	GRAND VOYAGER AUTOMAT	(2/4 Wheel Drive), VAN	E20-55R-01 1542	03.1996 / 04.2001	CH 30A	07819	9,72 kN	1600 kg	80 kg	19,5 kg				1,5 h	639 zł
8	GRAND VOYAGER	VAN	E20-55R-01 1331	since 05.2001	CH 45	07024	9,75 kN	1600 kg	80 kg	18,5 kg		✗		1,5 h	425 zł
9	GRAND VOYAGER AUTOMAT	VAN	e20*94/20*0794*00	since 05.2001	CH 45A	07826	9,75 kN	1600 kg	80 kg	19,5 kg		✗		1,5 h	639 zł
10	GRAND VOYAGER	LWB Stow'n Go	e20*94/20*0349*00	since 2005	CH 48	07048	10,7 kN	1800 kg	80 kg	25,4 kg	✓	✗		2 h	582 zł
11	GRAND VOYAGER AUTOMAT	LWB Stow'n Go	e20*94/20*0795*00	since 2005	CH 48A	07840	10,7 kN	1800 kg	80 kg	26,4 kg	✓	✗		2 h	796 zł
12	PACIFICA	(single exhaust pipe)	e20*94/20*1260*00	2003 / 2007	CH 50	07062	11,0 kN	1800 kg	80 kg	21,3 kg				2 h	460 zł
13	PACIFICA AUTOMAT	(single exhaust pipe)	e20*94/20*1261*00	2003 / 2007	CH 50A	07864	11,0 kN	1800 kg	80 kg	22,3 kg				2 h	674 zł



















14	VOYAGER	VAN	<b>e20*94/20*0256*00</b>	1991 / 02.1996	<b>CH 47</b>	<b>07000</b>	10,7 kN	1800 kg	80 kg	17,2 kg	✓	✂		3 h	425 zł
15	VOYAGER	VAN	<b>e20*94/20*0220*00</b>	03.1996 / 04.2001	<b>CH 30</b>	<b>07017</b>	9,72 kN	1600 kg	80 kg	18,5 kg				1,5 h	425 zł
16	VOYAGER <b>AUTOMAT</b>	VAN	<b>E20-55R-01 1542</b>	03.1996 / 04.2001	<b>CH 30A</b>	<b>07819</b>	9,72 kN	1600 kg	80 kg	19,5 kg				1,5 h	639 zł
17	VOYAGER	VAN	<b>E20-55R-01 1331</b>	since 05.2001	<b>CH 45</b>	<b>07024</b>	9,75 kN	1600 kg	80 kg	18,5 kg		✂		1,5 h	425 zł
18	VOYAGER <b>AUTOMAT</b>	VAN	<b>e20*94/20*0794*00</b>	since 05.2001	<b>CH 45A</b>	<b>07826</b>	9,75 kN	1600 kg	80 kg	19,5 kg		✂		1,5 h	639 zł

Lp.	TYPE OF CAR	MODEL	NUMBER OF HOMOLOGATION	YEAR OF CAR PRODUCTION	CAT. NO.	CODE	D	Max towing weight	Max vertical load	Towbar weight	Remove bumper	Bumper cut-out	Ball type	Time of installation	Price netto PLN
<b>CHRYSLER</b>															
19	VOYAGER	LWB Stow'n Go	e20*94/20*0349*00	since 2005	CH 48	07048	10,7 kN	1800 kg	80 kg	25,4 kg	✓	✗		2 h	582 zł
20	VOYAGER AUTOMAT	LWB Stow'n Go	e20*94/20*0795*00	since 2005	CH 48A	07840	10,7 kN	1800 kg	80 kg	26,4 kg	✓	✗		2 h	796 zł
<b>CITROEN</b>															
1	AX	3/5 doors	e20*94/20*1348*00	1986 / 1996	P 01	08007	4,43 kN	750 kg	50 kg	9,6 kg				1,5 h	205 zł
2	XM	5 doors	e20*94/20*0607*00	1989 / 2000	P 07	08038	8,82 kN	1800 kg	80 kg	16,6 kg		✗		2 h	342 zł
3	ZX	3/5 doors	E20-55R-01 1112	1991 / 1997	P 03	08045	6,46 kN	1100 kg	70 kg	14,0 kg				1,5 h	284 zł
4	ZX AUTOMAT	3/5 doors	e20*94/20*0796*00	1991 / 1997	P 03A	09042	6,46 kN	1100 kg	70 kg	15,0 kg				1,5 h	498 zł
5	C 3	5 doors	e20*94/20*0312*00	2002 / 2009	P 25	08052	6,6 kN	1176 kg	50 kg	14,9 kg	✓			2 h	341 zł
6	C 3 AUTOMAT	5 doors	e20*94/20*0313*00	2002 / 2009	P 25A	09059	6,6 kN	1176 kg	50 kg	15,9 kg	✓			2 h	555 zł
7	C 3 II		e20*94/20*1252*00	since 2010	P 34	08212	7,0 kN	1250 kg	54 kg	14,0 kg				1,5 h	343 zł
8	C 3 II AUTOMAT		e20*94/20*1253*00	since 2010	P 34A	09219	7,0 kN	1250 kg	54 kg	15,0 kg				1,5 h	557 zł
9	C 3 II AUTOMAT VERTICAL		e20*94/20*1254*00	since 2010	P 34V	09981	7,0 kN	1250 kg	54 kg	15,0 kg				1,5 h	993 zł
10	C 3 PICASSO		e20*94/20*0954*00	since 2009	P 32	08199	7,2 kN	1200 kg	61 kg	14,4 kg	✓	✗		1,5 h	399 zł
11	C 3 PICASSO AUTOMAT		e20*94/20*0953*00	since 2009	P 32A	09196	7,2 kN	1200 kg	61 kg	15,4 kg	✓	✗		1,5 h	613 zł
12	C 3 PICASSO AUTOMAT VERTICAL		e20*94/20*0952*00	since 2009	P 32V	09998	7,2 kN	1200 kg	61 kg	15,4 kg	✓	✗		1,5 h	1 049 zł
13	C 4	5 doors	E20-55R-01 1518	2004 / 2010	P 26	08069	8,05 kN	1500 kg	66 kg	15,6 kg				2 h	343 zł
14	C 4 AUTOMAT	5 doors	e20*94/20*0797*00	2004 / 2010	P 26A	09066	8,05 kN	1500 kg	66 kg	16,6 kg				2 h	557 zł
15	C 4 II	5 doors	e20*94/20*1519*00	since 10.2010	P 36	08236	9,0 kN	1750 kg	75 kg			✗		2 h	385 zł
16	C 4 II AUTOMAT	5 doors	e20*94/20*1520*00	since 10.2010	P 36A	09233	9,0 kN	1750 kg	75 kg			✗		2 h	599 zł
17	C 4 II AUTOMAT VERTICAL	5 doors	e20*94/20*1518*00	since 10.2010	P 36V	09950	9,0 kN	1750 kg	75 kg			✗		2 h	1 035 zł
18	C 4 PICASSO	(5 passengers)	e20*94/20*0294*00	since 03.2007	P 31	08182	9,71 kN	1800 kg	75 kg	20,4 kg	✓			1,5 h	561 zł
19	C 4 PICASSO AUTOMAT	(5 passengers)	e20*94/20*0293*00	since 03.2007	P 31A	09189	9,71 kN	1800 kg	75 kg	21,4 kg	✓			1,5 h	775 zł
20	C 4 GRAND PICASSO	(7 passengers)	e20*94/20*0294*00	since 10.2006	P 31	08182	9,71 kN	1800 kg	75 kg	20,4 kg	✓			1,5 h	561 zł
21	C 4 GRAND PICASSO AUTOMAT	(7 passengers)	e20*94/20*0293*00	since 10.2006	P 31A	09189	9,71 kN	1800 kg	75 kg	21,4 kg	✓			1,5 h	775 zł
22	C 5 I	5 doors	E20-55R-01 0798	2000 / 09.2004	P 24	08076	8,74 kN	1600 kg	85 kg	19,9 kg				1,5 h	401 zł
23	C 5 I AUTOMAT	5 doors	e20*94/20*0798*00	2000 / 09.2004	P 24A	09073	8,74 kN	1600 kg	85 kg	20,9 kg				1,5 h	615 zł
24	C 5 I	Kombi	E20-55R-01 0800	2000 / 09.2004	P 23	08083	8,99 kN	1600 kg	85 kg	21,1 kg				1,5 h	422 zł
25	C 5 I AUTOMAT	Kombi	e20*94/20*0799*00	2000 / 09.2004	P 23A	09080	8,99 kN	1600 kg	85 kg	22,1 kg				1,5 h	636 zł










26	C 5 I	5 doors	e20*94/20*0217*00	10.2004 / 2008	P 27	08090	9,17 kN	1600 kg	75 kg	20,7 kg	✓	✂		3 h	401 zł
27	C 5 I AUTOMAT	5 doors	E20-55R-01 1608	10.2004 / 2008	P 27A	09097	9,17 kN	1600 kg	75 kg	21,7 kg	✓	✂		3 h	615 zł
28	C 5 I	Kombi	e20*94/20*0805*00	10.2004 / 03.2008	P 30	08106	8,99 kN	1600 kg	85 kg	22,0 kg				2 h	415 zł
29	C 5 I AUTOMAT	Kombi	e20*94/20*0806*00	10.2004 / 03.2008	P 30A	09103	8,99 kN	1600 kg	85 kg	23,0 kg				2 h	629 zł

Lp.	TYPE OF CAR	MODEL	NUMBER OF HOMOLOGATION	YEAR OF CAR PRODUCTION	CAT. NO.	CODE	D	Max towing weight	Max vertical load	Towbar weight	Remove bumper	Bumper cut-out	Ball type	Time of installation	Price netto PLN
<b>CITROEN</b>															
30	C 5 II	4 doors	e20*94/20*1471*00	since 03.2008	P 35	08229	10,4 kN	2100 kg	80 kg	19,5 kg	✓			2 h	477 zł
31	C 5 II AUTOMAT	4 doors	e20*94/20*1472*00	since 03.2008	P 35A	09226	10,4 kN	2100 kg	80 kg	20,5 kg	✓			2 h	691 zł
32	C 5 II AUTOMAT VERTICAL	4 doors	e20*94/20*1473*00	since 03.2008	P 35V	09967	10,4 kN	2100 kg	80 kg	20,5 kg	✓			2 h	1 127 zł
33	C 5 II	Kombi	e20*94/20*1109*00	since 06.2008	P 33	08205	10,4 kN	2010 kg	80 kg	19,1 kg	✓			2 h	477 zł
34	C 5 II AUTOMAT	Kombi	e20*94/20*1110*00	since 06.2008	P 33A	09202	10,4 kN	2010 kg	80 kg	20,1 kg	✓			2 h	691 zł
35	C 5 II AUTOMAT VERTICAL	Kombi	e20*94/20*1111*00	since 06.2008	P 33V	09974	10,4 kN	2010 kg	80 kg	20,1 kg	✓	✗		2 h	1 127 zł
36	C 8	5 doors, VAN	E20-55R-01 0837	since 2002	F 26	44197	10,45 kN	1850 kg	76 kg	17,0 kg	✓	✗		2 h	528 zł
37	C 8 AUTOMAT	5 doors, VAN	e20*94/20*0800*00	since 2002	F 26A	46191	10,45 kN	1850 kg	76 kg	18,0 kg	✓	✗		2 h	742 zł
38	C 15	delivery van	e20*94/20*0316*00	1985 / 2007	P 06	08113	5,06 kN	900 kg	45 kg	14,0 kg				2 h	273 zł
39	BERLINGO	delivery van	e20*94/20*0028*00	1997 / 12.2002	F 13	44203	6,86 kN	1100 kg	70 kg	13,3 kg				2 h	299 zł
40	BERLINGO AUTOMAT	delivery van	e20*94/20*0801*00	1997 / 12.2002	F 13A	46207	6,86 kN	1100 kg	70 kg	14,3 kg				2 h	513 zł
41	BERLINGO	delivery van	e20*94/20*0028*00	01.2003 / 01.2008	F 13	44203	6,86 kN	1100 kg	70 kg	13,3 kg				2 h	299 zł
42	BERLINGO AUTOMAT	delivery van	e20*94/20*0801*00	01.2003 / 01.2008	F 13A	46207	6,86 kN	1100 kg	70 kg	14,3 kg				2 h	513 zł
43	BERLINGO	delivery van (length of vehicle 4380 mm)	e20*94/20*0468*00	since 02.2008	F 31	44227	8,69 kN	1600 kg	70 kg	18,9 kg				1,5 h	454 zł
44	BERLINGO AUTOMAT	delivery van (length of vehicle 4380 mm)	e20*94/20*0469*00	since 02.2008	F 31A	46221	8,69 kN	1600 kg	70 kg	19,9 kg				1,5 h	668 zł
45	BERLINGO AUTOMAT VERTICAL	delivery van (length of vehicle 4380 mm)	e20*94/20*0909*00	since 02.2008	F 31V	46993	8,69 kN	1600 kg	70 kg	19,9 kg				1,5 h	1 104 zł
46	BERLINGO	delivery van (length of vehicle 4680 mm)	e20*94/20*1262*00	since 05.2008	F 38	44296	8,69 kN	1600 kg	70 kg	19,8 kg				1,5 h	483 zł
47	BERLINGO AUTOMAT	delivery van (length of vehicle 4680 mm)	e20*94/20*1263*00	since 05.2008	F 38A	46290	8,69 kN	1600 kg	70 kg	20,8 kg				1,5 h	697 zł
48	BERLINGO AUTOMAT VERTICAL	delivery van (length of vehicle 4680 mm)	e20*94/20*1264*00	since 05.2008	F 38V	46955	8,69 kN	1600 kg	70 kg	20,8 kg				1,5 h	1 133 zł
49	C-CROSSER		e20*94/20*0339*00	since 04.2007	Z 38	35218	11,0 kN	2000 kg	100 kg	22,5 kg		✗		2 h	575 zł
50	C-CROSSER AUTOMAT		e20*94/20*0340*00	since 04.2007	Z 38A	37212	11,0 kN	2000 kg	100 kg	23,5 kg		✗		2 h	789 zł
51	EVANSION	5 doors, VAN	E20-55R-01 1110	1994 / 12.2006	R 17	13230	10,2 kN	1800 kg	80 kg	16,5 kg		✗		2 h	391 zł
52	EVANSION AUTOMAT	5 doors, VAN	e20*94/20*0802*00	1994 / 12.2006	R 17A	16231	10,2 kN	1800 kg	80 kg	17,5 kg		✗		2 h	605 zł
53	JUMPER	fourgon, open loading platform	e20*94/20*1392*00	05.1994 / 06.1999	R 08	13094	12,48 kN	2000 kg	100 kg	25,4 kg				2 h	379 zł
54	JUMPER	fourgon, open loading platform	E20-55R-01 1026	07.1999 / 06.2006	R 24	13100	12,48 kN	2000 kg	100 kg	26,1 kg				2 h	448 zł
55	JUMPER L1, L2, L3	fourgon	e20*94/20*0192*00	since 2006	R 39	13353	14,3 kN	2500 kg	120 kg	21,0 kg	✓			2 h	478 zł
56	JUMPER L1, L2, L3 AUTOMAT	fourgon	e20*94/20*0191*00	since 2006	R 39A	16354	14,3 kN	2500 kg	120 kg	22,0 kg	✓			2 h	692 zł
57	JUMPER L1, L2, L3	open loading platform	e20*94/20*0314*00	since 08.2006	R 41	13377	16,13 kN	3100 kg	120 kg	20,4 kg				2 h	517 zł





58	JUMPER	L4	fourgon	e20*94/20*0494*00	since 2006	R 42	13384	16,13 kN	3100 kg	124 kg	24,4 kg	✓		2 h	546 zł
59	JUMPER	L4 AUTOMAT	fourgon	e20*94/20*0495*00	since 2006	R 42A	16385	16,13 kN	3100 kg	124 kg	25,4 kg	✓		2 h	760 zł
60	JUMPER	L4	open loading platform	e20*94/20*0494*00	since 08.2006	R 46	13421	16,13 kN	3100 kg	120 kg	23,7 kg			1,5 h	546 zł































Lp.	TYPE OF CAR	MODEL	NUMBER OF HOMOLOGATION	YEAR OF CAR PRODUCTION	CAT. NO.	CODE	D	Max towing weight	Max vertical load	Towbar weight	Remove bumper	Bumper cut-out	Ball type	Time of installation	Price netto PLN
<b>CITROEN</b>															
61	JUMPY I	fourgon	E20-55R-01 1110	1994 / 12.2006	R 17	13230	10,2 kN	1800 kg	80 kg	16,5 kg		✂		2 h	391 zł
62	JUMPY I AUTOMAT	fourgon	e20*94/20*0802*00	1994 / 12.2006	R 17A	16231	10,2 kN	1800 kg	80 kg	17,5 kg		✂		2 h	605 zł
63	JUMPY II	fourgon	e20*94/20*0361*00	since 10.2006	R 40	13360	11,93 kN	2000 kg	80 kg	20,6 kg	✓	✂		2 h	519 zł
64	JUMPY II AUTOMAT	fourgon	e20*94/20*0362*00	since 10.2006	R 40A	16361	11,93 kN	2000 kg	80 kg	21,6 kg	✓	✂		2 h	733 zł
65	NEMO		e20*94/20*0488*00	since 11.2007	F 32	44234	7,5 kN	1100 kg	75 kg	14,8 kg		✂		1,5 h	435 zł
66	NEMO AUTOMAT		e20*94/20*0489*00	since 11.2007	F 32A	46238	7,5 kN	1100 kg	75 kg	15,8 kg		✂		1,5 h	649 zł
67	SAXO	3/5 doors	E20-55R-01 1076	1996 / 2004	P 09	08120	6,04 kN	1100 kg	50 kg	13,3 kg				1,5 h	284 zł
68	SAXO AUTOMAT	3/5 doors	e20*94/20*0803*00	1996 / 2004	P 09A	09127	6,04 kN	1100 kg	50 kg	14,3 kg				1,5 h	498 zł
69	XANTIA	5 doors	e20*94/20*0049*00	01.1997 / 2000	P 22	08137	9,1 kN	1600 kg	85 kg	16,7 kg	✓	✂		2 h	342 zł
70	XANTIA AUTOMAT	5 doors	e20*94/20*0138*00	01.1997 / 2000	P 22A	09134	9,1 kN	1600 kg	85 kg	17,7 kg	✓	✂		2 h	556 zł
71	XANTIA	Kombi	e20*94/20*0246*00	1995 / 2000	P 17	08144	8,35 kN	1500 kg	85 kg	18,5 kg	✓			2 h	382 zł
72	XANTIA AUTOMAT	Kombi	E20-55R-01 1800	1995 / 2000	P 17A	09141	8,35 kN	1500 kg	85 kg	19,5 kg	✓			2 h	596 zł
73	XSARA	3/5 doors	E20-55R-01 0856	1997 / 2004	P 10	08151	7,16 kN	1300 kg	70 kg	16,9 kg				1,5 h	358 zł
74	XSARA AUTOMAT	3/5 doors	e20*94/20*0807*00	1997 / 2004	P 10A	09158	7,16 kN	1300 kg	70 kg	17,9 kg				1,5 h	572 zł
75	XSARA	Kombi	E20-55R-01 0855	1998 / 2005	P 14	08168	7,21 kN	1300 kg	80 kg	19,3 kg				1,5 h	362 zł
76	XSARA AUTOMAT	Kombi	e20*94/20*0403*00	1998 / 2005	P 14A	09165	7,21 kN	1300 kg	80 kg	20,3 kg				1,5 h	576 zł
77	XSARA PICASSO	5 doors	E20-55R-01 0729	1999 / 2010	P 12	08175	7,49 kN	1300 kg	80 kg	15,8 kg				1,5 h	303 zł
78	XSARA PICASSO AUTOMAT	5 doors	e20*94/20*0808*00	1999 / 2010	P 12A	09172	7,49 kN	1300 kg	80 kg	16,8 kg				1,5 h	517 zł


### DACIA

1	DUSTER	(2/4 Wheel Drive)	e20*94/20*1226*00	since 03.2010	G 62	49468	8,32 kN	1500 kg	75 kg	15,6 kg	✓			2 h	450 zł
2	DUSTER AUTOMAT	(2/4 Wheel Drive)	e20*94/20*1227*00	since 03.2010	G 62A	52468	8,32 kN	1500 kg	75 kg	16,6 kg	✓			2 h	664 zł
3	DUSTER AUTOMAT VERTICAL	(2/4 Wheel Drive)	e20*94/20*1228*00	since 03.2010	G 62V	52963	8,32 kN	1500 kg	75 kg	16,6 kg	✓	✂		2 h	1 100 zł
4	LOGAN	4 doors	e20*94/20*0228*00	since 2004	G 47	49314	6,36 kN	1100 kg	75 kg	14,7 kg				2 h	327 zł
5	LOGAN AUTOMAT	4 doors	e20*94/20*0229*00	since 2004	G 47A	52314	6,36 kN	1100 kg	75 kg	15,7 kg				2 h	541 zł
6	LOGAN	Kombi	e20*94/20*0285*00	since 2007	G 51	49352	7,8 kN	1300 kg	75 kg	19,6 kg				1,5 h	430 zł
7	LOGAN AUTOMAT	Kombi	e20*94/20*0286*00	since 2007	G 51A	52352	7,8 kN	1300 kg	75 kg	20,6 kg				1,5 h	644 zł
8	SANDERO		e20*94/20*0515*00	since 2008	G 53	49376	7,3 kN	1350 kg	75 kg	19,4 kg				1,5 h	438 zł
9	SANDERO AUTOMAT		e20*94/20*0516*00	since 2008	G 53A	52376	7,3 kN	1350 kg	75 kg	20,4 kg				1,5 h	652 zł









Lp.	TYPE OF CAR	MODEL	NUMBER OF HOMOLOGATION	YEAR OF CAR PRODUCTION	CAT. NO.	CODE	D	Max towing weight	Max vertical load	Towbar weight	Remove bumper	Bumper cut-out	Ball type	Time of installation	Price netto PLN
<b>DACIA</b>															
10	SANDERO STEPWAY		e20*94/20*1181*00	since 2009	G 61	49451	7,3 kN	1350 kg	75 kg	19,6 kg				1,5 h	438 zł
11	SANDERO STEPWAY AUTOMAT		e20*94/20*1182*00	since 2009	G 61A	52451	7,3 kN	1350 kg	75 kg	20,6 kg				1,5 h	652 zł
12	SANDERO STEPWAY AUTOMAT VERTICAL		e20*94/20*1183*00	since 2009	G 61V	52970	7,3 kN	1350 kg	75 kg	20,6 kg				1,5 h	1 088 zł

<b>DAEWOO</b>															
1	POLONEZ CARO / ATU		E20-55R-01 0853	1992 / 1997	S 04	10017	6,0 kN	1000 kg	50 kg	10,3 kg				1,5 h	188 zł
2	POLONEZ CARO / ATU PLUS	also Kombi	E20-55R-01 1109	since 1997	S 11	10024	6,0 kN	1000 kg	50 kg	11,6 kg				1,5 h	207 zł
3	LUBLIN III	2,9 t, fourgon	e20*94/20*0600*00	since 1999	S 15	10109	11,9 kN	2000 kg	75 kg	19,2 kg				2 h	372 zł
4	LUBLIN III	3,5 t, fourgon	E20-55R-01 1769	since 1999	S 16	10116	12,5 kN	2000 kg	75 kg	19,9 kg				2 h	372 zł
5	LUBLIN III	3,5 t, open loading platform	E20-55R-01 1610	since 1999	S 14	10123	11,90 kN	2000 kg	75 kg	19,5 kg				2 h	372 zł
6	ESPERO	4 doors	e20*94/20*0541*00	1995 / 1997	X 04	10147	6,82 kN	1200 kg	70 kg	17,6 kg				1,5 h	362 zł
7	ESPERO AUTOMAT	4 doors	e20*94/20*0540*00	1995 / 1997	X 04A	11144	6,82 kN	1200 kg	70 kg	18,6 kg				1,5 h	576 zł
8	KALOS	3/5 doors	E20-55R-01 1174	since 09.2002	X 16	10154	6,6 kN	1200 kg	75 kg	20,9 kg	✓			2 h	410 zł
9	KALOS AUTOMAT	3/5 doors	e20*94/20*0809*00	since 09.2002	X 16A	11151	6,6 kN	1200 kg	75 kg	21,9 kg	✓			2 h	624 zł
10	KALOS	4 doors	e20*94/20*0570*00	since 09.2002	X 15	10161	6,7 kN	1100 kg	75 kg	23,2 kg	✓			2 h	448 zł
11	KALOS AUTOMAT	4 doors	e20*94/20*0571*00	since 09.2002	X 15A	11168	6,7 kN	1100 kg	75 kg	24,2 kg	✓			2 h	662 zł
12	LANOS	3/5 doors	E20-55R-01 0698	1997 / 2003	X 08	10185	6,4 kN	1100 kg	50 kg	15,6 kg				2,5 h	342 zł
13	LANOS AUTOMAT	3/5 doors	e20*94/20*0810*00	1997 / 2003	X 08A	11182	6,4 kN	1100 kg	50 kg	16,6 kg				2,5 h	556 zł
14	LANOS	4 doors	E20-55R-01 1151	1997 / 2003	X 09	10192	6,4 kN	1100 kg	50 kg	15,7 kg	✓			2,5 h	342 zł
15	LANOS AUTOMAT	4 doors	e20*94/20*0811*00	1997 / 2003	X 09A	11199	6,4 kN	1100 kg	50 kg	16,7 kg	✓			2,5 h	556 zł
16	LEGANZA	4 doors	e20*94/20*0590*00	1997 / 2003	X 10	10208	8,10 kN	1500 kg	75 kg	18,0 kg	✓			2 h	382 zł
17	LEGANZA AUTOMAT	4 doors	e20*94/20*0591*00	1997 / 2003	X 10A	11205	8,10 kN	1500 kg	75 kg	19,0 kg	✓			2 h	596 zł
18	NEXIA	3/5 doors	e20*94/20*0583*00	1995 / 1997	X 02	10215	6,8 kN	1200 kg	70 kg	16,3 kg				2 h	323 zł
19	NEXIA AUTOMAT	3/5 doors	e20*94/20*0584*00	1995 / 1997	X 02A	11212	6,8 kN	1200 kg	70 kg	17,3 kg				2 h	537 zł
20	NEXIA	4 doors	e20*94/20*0327*00	1995 / 1997	X 01	10222	6,82 kN	1200 kg	70 kg	17,1 kg				2 h	342 zł
21	NEXIA AUTOMAT	4 doors	e20*94/20*0328*00	1995 / 1997	X 01A	11229	6,82 kN	1200 kg	70 kg	18,1 kg				2 h	556 zł
22	NUBIRA	4 doors	e20*94/20*0592*00	1997 / 06.1999	X 06	10239	7,0 kN	1200 kg	70 kg	18,0 kg	✓			2,5 h	362 zł
23	NUBIRA AUTOMAT	4 doors	e20*94/20*0593*00	1997 / 06.1999	X 06A	11236	7,0 kN	1200 kg	70 kg	19,0 kg	✓			2,5 h	576 zł
24	NUBIRA II	4 doors	e20*94/20*0634*00	07.1999 / 2003	X 11	10246	7,0 kN	1200 kg	70 kg	17,7 kg	✓			2,5 h	362 zł








25	NUBIRA II <b>AUTOMAT</b>	4 doors	e20*94/20*0635*00	07.1999 / 2003	X 11A	11243	7,0 kN	1200 kg	70 kg	18,7 kg	✔		2,5 h	576 zł
----	--------------------------	---------	-------------------	----------------	-------	-------	--------	---------	-------	---------	---	--	-------	--------

Lp.	TYPE OF CAR	MODEL	NUMBER OF HOMOLOGATION	YEAR OF CAR PRODUCTION	CAT. NO.	CODE	D	Max towing weight	Max vertical load	Towbar weight	Remove bumper	Bumper cut-out	Ball type	Time of installation	Price netto PLN
-----	-------------	-------	------------------------	------------------------	----------	------	---	-------------------	-------------------	---------------	---------------	----------------	-----------	----------------------	-----------------

### DAEWOO



26	NUBIRA	Kombi	e20*94/20*0636*00	1997 / 01.1998	X 07	10260	7,21 kN	1200 kg	70 kg	18,5 kg	✓			2,5 h	382 zł
27	NUBIRA AUTOMAT	Kombi	e20*94/20*0637*00	1997 / 01.1998	X 07A	11267	7,21 kN	1200 kg	70 kg	19,5 kg	✓			2,5 h	596 zł
28	NUBIRA II	Kombi	e20*94/20*0585*00	02.1998 / 2003	X 13	10277	7,2 kN	1200 kg	70 kg	16,5 kg	✓			2,5 h	382 zł
29	NUBIRA II AUTOMAT	Kombi	e20*94/20*0586*00	02.1998 / 2003	X 13A	11274	7,2 kN	1200 kg	70 kg	17,5 kg	✓			2,5 h	596 zł
30	TACUMA	5 doors	e20*94/20*0387*00	since 2000	X 14	10284	8,2 kN	1500 kg	75 kg	22,2 kg				1,5 h	441 zł
31	TACUMA AUTOMAT	5 doors	e20*94/20*0388*00	since 2000	X 14A	11281	8,2 kN	1500 kg	75 kg	23,2 kg				1,5 h	655 zł





























### DODGE




1	CALIBER		e20*94/20*1315*00	since 2006	CH 51	07079	7,4 kN	1200 kg	85 kg	12,3 kg				1 h	380 zł
2	CALIBER AUTOMAT		e20*94/20*1316*00	since 2006	CH 51A	07871	7,4 kN	1200 kg	85 kg	13,3 kg				1 h	594 zł
3	CARAVAN	(2/4 Wheel Drive), VAN	e20*94/20*0256*00	1991 / 02.1996	CH 47	07000	10,7 kN	1800 kg	80 kg	17,2 kg	✓	✗		3 h	425 zł
4	GRAND CARAVAN	(2/4 Wheel Drive), VAN	e20*94/20*0256*00	1991 / 02.1996	CH 47	07000	10,7 kN	1800 kg	80 kg	17,2 kg	✓	✗		3 h	425 zł
5	JOURNEY	(JC49)	e20*94/20*1542*00	since 2008	R 49	13452	9,6 kN	1600 kg	80 kg	16,5 kg	✓	✗		2 h	401 zł
6	JOURNEY AUTOMAT	(JC49)	e20*94/20*1543*00	since 2008	R 49A	16446	9,6 kN	1600 kg	80 kg	17,5 kg	✓	✗		2 h	615 zł
7	MINI RAM	(2/4 Wheel Drive), VAN	e20*94/20*0256*00	1991 / 02.1996	CH 47	07000	10,7 kN	1800 kg	80 kg	17,2 kg	✓	✗		3 h	425 zł
8	NITRO		e20*94/20*0556*00	since 2007	JP 08	24076	15,2 kN	3500 kg	350 kg	23,6 kg	✓	✗		1,5 h	470 zł





























### FIAT




1	500		e20*94/20*0427*00	since 2007	R 45	13414	5,1 kN	800 kg	40 kg	12,1 kg	✓			1,5 h	301 zł
2	500 AUTOMAT		e20*94/20*0428*00	since 2007	R 45A	16415	5,1 kN	800 kg	40 kg	13,1 kg	✓			1,5 h	515 zł
3	ALBEA	4 doors	E20-55R-01 0784	since 2002	R 32	13025	6,88 kN	1300 kg	50 kg	15,9 kg	✓	✗		1,5 h	323 zł
4	ALBEA AUTOMAT	4 doors	e20*94/20*0812*00	since 2002	R 32A	16026	6,88 kN	1300 kg	50 kg	16,9 kg	✓	✗		1,5 h	537 zł
5	BRAVA	5 doors	E20-55R-01 1332	1995 / 2001	R 09	13032	7,9 kN	1400 kg	75 kg	14,6 kg	✓			2 h	303 zł
6	BRAVO	3 doors	e20*94/20*0310*00	1995 / 2001	R 10	13049	7,9 kN	1300 kg	75 kg	12,8 kg	✓	✗		2 h	265 zł
7	BRAVO AUTOMAT	3 doors	e20*94/20*0311*00	1995 / 2001	R 10A	16040	7,9 kN	1300 kg	75 kg	13,8 kg	✓	✗		2 h	479 zł
8	BRAVO		e20*94/20*0399*00	since 2007	R 44	13407	7,9 kN	1400 kg	75 kg	15,9 kg	✓			1,5 h	356 zł
9	BRAVO AUTOMAT		e20*94/20*0400*00	since 2007	R 44A	16408	7,9 kN	1400 kg	75 kg	16,9 kg	✓			1,5 h	570 zł
10	CINQUECENTO	3 doors	E20-55R-01 1247	1992 / 1998	S 07	13056	2,94 kN	400 kg	28 kg	8,9 kg	✓			1 h	180 zł
11	CROMA		e20*94/20*0741*00	since 2005	R 47	13438	9,1 kN	1700 kg	75 kg	19,9 kg	✓	✗		1,5 h	430 zł
12	CROMA AUTOMAT		e20*94/20*0742*00	since 2005	R 47A	16422	9,1 kN	1700 kg	75 kg	20,9 kg	✓	✗		1,5 h	644 zł

13	DOBLO	delivery van also maxi	<b>E20-55R-01 0935</b>	2001 / 11.2009	<b>R 27</b>	<b>13070</b>	7,9 kN	1300 kg	60 kg	18,8 kg	✓	✂		2 h	382 zł
14	DOBLO <b>AUTOMAT</b>	delivery van also maxi	<b>e20*94/20*0813*00</b>	2001 / 11.2009	<b>R 27A</b>	<b>16071</b>	7,9 kN	1300 kg	60 kg	19,8 kg	✓	✂		2 h	596 zł










Lp.	TYPE OF CAR	MODEL	NUMBER OF HOMOLOGATION	YEAR OF CAR PRODUCTION	CAT. NO.	CODE	D	Max towing weight	Max vertical load	Towbar weight	Remove bumper	Bumper cut-out	Ball type	Time of installation	Price netto PLN
<b>FIAT</b>															
15	DOBLO	delivery	e20*94/20*1218*00	since 02.2010	R 48	13445	9,2 kN	1500 kg	75 kg	19,2 kg	✓			2 h	400 zł
16	DOBLO AUTOMAT	delivery	e20*94/20*1216*00	since 02.2010	R 48A	16439	9,2 kN	1500 kg	75 kg	20,2 kg	✓			2 h	614 zł
17	DOBLO AUTOMAT VERTICAL	delivery	e20*94/20*1217*00	since 02.2010	R 48V	16996	9,2 kN	1500 kg	75 kg	20,2 kg	✓			2 h	1 050 zł
18	DUCATO II	fourgon, open loading platform	e20*94/20*1392*00	05.1994 / 06.1999	R 08	13094	12,48 kN	2000 kg	100 kg	25,4 kg				2 h	379 zł
19	DUCATO II	fourgon, open loading platform, 4x4 Wheel Drive	E20-55R-01 1026	07.1999 / 06.2006	R 24	13100	12,48 kN	2000 kg	100 kg	26,1 kg				2 h	448 zł
20	DUCATO L1, L2, L3	fourgon	e20*94/20*0192*00	since 2006	R 39	13353	14,3 kN	2500 kg	120 kg	21,0 kg	✓			2 h	478 zł
21	DUCATO L1, L2, L3 AUTOMAT	fourgon	e20*94/20*0191*00	since 2006	R 39A	16354	14,3 kN	2500 kg	120 kg	22,0 kg	✓			2 h	692 zł
22	DUCATO L1, L2, L3	open loading platform	e20*94/20*0314*00	since 08.2006	R 41	13377	16,13 kN	3100 kg	120 kg	20,4 kg				2 h	517 zł
23	DUCATO L4	fourgon	e20*94/20*0494*00	since 2006	R 42	13384	16,13 kN	3100 kg	124 kg	24,4 kg	✓			2 h	546 zł
24	DUCATO L4 AUTOMAT	fourgon	e20*94/20*0495*00	since 2006	R 42A	16385	16,13 kN	3100 kg	124 kg	25,4 kg	✓			2 h	760 zł
25	DUCATO L4	open loading platform	e20*94/20*0494*00	since 08.2006	R 46	13421	16,13 kN	3100 kg	120 kg	23,7 kg				1,5 h	546 zł
26	FIORINO	(Qubo)	e20*94/20*0488*00	since 11.2007	F 32	44234	7,5 kN	1100 kg	75 kg	14,8 kg		✗		1,5 h	435 zł
27	FIORINO AUTOMAT	(Qubo)	e20*94/20*0489*00	since 11.2007	F 32A	46238	7,5 kN	1100 kg	75 kg	15,8 kg		✗		1,5 h	649 zł
28	FREEMONT		e20*94/20*1542*00	since 09.2011	R 49	13452	9,6 kN	1600 kg	80 kg	16,5 kg	✓	✗		2 h	401 zł
29	FREEMONT AUTOMAT		e20*94/20*1543*00	since 09.2011	R 49A	16446	9,6 kN	1600 kg	80 kg	17,5 kg	✓	✗		2 h	615 zł
30	IDEA, LANCIA MUSA		E20-55R-01 1772	since 2004	R 37	13117	6,8 kN	1100 kg	60 kg	15,1 kg	✓	✗		2 h	276 zł
31	IDEA, LANCIA MUSA AUTOMAT		E20-55R-01 1773	since 2004	R 37A	16118	6,8 kN	1100 kg	60 kg	16,1 kg	✓	✗		2 h	490 zł
32	IVECO DAILY	fourgon, open loading platform	e20*94/20*0629*00	1989 / 04.1999	R 13	13124	19,1 kN	3000 kg	100 kg	26,6 kg				2h	456 zł
33	IVECO DAILY	35C/50C, furgon, open loading platform	E20-55R-01 1802	since 05.1999	R 29	13131	20,52 kN	3500 kg	100 kg	31,2 kg				2 h	614 zł
34	LINEA		e20*94/20*0366*00	since 2007	R 43	13391	7,3 kN	1200 kg	75 kg	17,2 kg	✓	✗		2 h	350 zł
35	LINEA AUTOMAT		e20*94/20*0365*00	since 2007	R 43A	16392	7,3 kN	1200 kg	75 kg	18,2 kg	✓	✗		2 h	564 zł
36	MAREA	4 doors	e20*94/20*0485*00	1996 / 2002	R 11	13148	8,8 kN	1400 kg	70 kg	18,7 kg				1,5 h	354 zł
37	MAREA AUTOMAT	4 doors	e20*94/20*0486*00	1996 / 2002	R 11A	16149	8,8 kN	1400 kg	70 kg	19,7 kg				1,5 h	568 zł
38	MAREA - WEEKEND	Kombi	E20-55R-01 1448	1996 / 2003	R 12	13155	8,02 kN	1400 kg	70 kg	21,3 kg	✓			2 h	342 zł
39	MAREA - WEEKEND AUTOMAT	Kombi	e20*94/20*0814*00	1996 / 2003	R 12A	16156	8,02 kN	1400 kg	70 kg	22,3 kg	✓			2 h	556 zł
40	MULTIPLA		e20*94/20*0503*00	1998 / 12.2004	R 26	13162	7,8 kN	1300 kg	70 kg	18,8 kg	✓			2 h	422 zł
41	MULTIPLA AUTOMAT		e20*94/20*0504*00	1998 / 12.2004	R 26A	16163	7,8 kN	1300 kg	70 kg	19,8 kg	✓			2 h	636 zł
42	MULTIPLA II		E20-55R-01 1767	since 2005	R 36	13179	7,8 kN	1300 kg	70 kg	19,5 kg	✓			2 h	422 zł



























43	MULTIPLA II <b>AUTOMAT</b>		<b>E20-55R-01 1768</b>	since 2005	<b>R 36A</b>	<b>16170</b>	7,8 kN	1300 kg	70 kg	20,5 kg	✓		2 h	636 zł
44	PALIO - WEEKEND	Kombi	<b>E20-55R-01 1152</b>	1998 / 2001	<b>R 15</b>	<b>13186</b>	6,88 kN	1200 kg	70 kg	17,2 kg			1,5 h	337 zł
45	PALIO - WEEKEND <b>AUTOMAT</b>	Kombi	<b>e20*94/20*0815*00</b>	1998 / 2001	<b>R 15A</b>	<b>16187</b>	6,88 kN	1200 kg	70 kg	18,2 kg			1,5 h	551 zł





























Lp.	TYPE OF CAR	MODEL	NUMBER OF HOMOLOGATION	YEAR OF CAR PRODUCTION	CAT. NO.	CODE	D	Max towing weight	Max vertical load	Towbar weight	Remove bumper	Bumper cut-out	Ball type	Time of installation	Price netto PLN
<b>FIAT</b>															
46	PALIO - WEEKEND	Kombi	E20-55R-01 0775	since 2002	R 31	13193	6,21 kN	1000 kg	70 kg	15,7 kg				1,5 h	342 zł
47	PALIO - WEEKEND AUTOMAT	Kombi	e20*94/20*0884*00	since 2002	R 31A	16194	6,21 kN	1000 kg	70 kg	16,7 kg				1,5 h	556 zł
48	PANDA	5 doors	E20-55R-01 1027	since 2003	R 34	13209	4,79 kN	800 kg	60 kg	12,7 kg	✓			2 h	264 zł
49	PANDA AUTOMAT	5 doors	e20*94/20*0885*00	since 2003	R 34A	16200	4,79 kN	800 kg	60 kg	13,7 kg	✓			2 h	478 zł
50	PANDA	4 Wheel Drive	E20-55R-01 1027	since 09.2004	R 34	13209	4,79 kN	800 kg	60 kg	12,7 kg	✓			2 h	264 zł
51	PANDA AUTOMAT	4Wheel Drive	e20*94/20*0885*00	since 09.2004	R 34A	16200	4,79 kN	800 kg	60 kg	13,7 kg	✓			2 h	478 zł
52	PUNTO	3/5 doors	E20-55R-01 0969	1994 / 08.1999	R 07	13216	6,63 kN	1300 kg	50 kg	14,3 kg	✓	✗		1,5 h	256 zł
53	PUNTO AUTOMAT	3/5 doors	e20*94/20*0886*00	1994 / 08.1999	R 07A	16217	6,63 kN	1300 kg	50 kg	15,3 kg	✓	✗		1,5 h	470 zł
54	PUNTO II	3/5 doors	E20-55R-01 0839	09.1999 / 09.2005	R 25	13223	6,66 kN	1200 kg	60 kg	15,5 kg	✓			2 h	302 zł
55	PUNTO II AUTOMAT	3/5 doors	e20*94/20*0887*00	09.1999 / 09.2005	R 25A	16224	6,66 kN	1200 kg	60 kg	16,5 kg	✓			2 h	516 zł
56	PUNTO GRANDE		e20*94/20*1352*00	since 10.2005	R 38	13346	7,3 kN	1200 kg	60 kg	14,1 kg	✓	✗		2 h	302 zł
57	PUNTO GRANDE AUTOMAT		e20*94/20*1353*00	since 10.2005	R 38A	16347	7,3 kN	1200 kg	60 kg	15,1 kg	✓	✗		2 h	516 zł
58	SEDICI	2 Wheel Drive	e20*94/20*1603*00	since 2006	W 25	61200	7,1 kN	1200 kg	50 kg	19,5 kg	✓	✗		3 h	449 zł
59	SEDICI AUTOMAT	2 Wheel Drive	e20*94/20*1604*00	since 2006	W 25A	62191	7,1 kN	1200 kg	50 kg	20,5 kg	✓	✗		3 h	663 zł
60	SEDICI AUTOMAT VERTICAL	2 Wheel Drive	e20*94/20*1605*00	since 2006	W 25V	62979	7,1 kN	1200 kg	50 kg	20,5 kg	✓	✗		3 h	1 099 zł
61	SEDICI	4 Wheel Drive	e20*94/20*1593*00	since 2006	W 26	61200	7,1 kN	1200 kg	50 kg	20,3 kg	✓	✗		3 h	449 zł
62	SEDICI AUTOMAT	4 Wheel Drive	e20*94/20*1594*00	since 2006	W 26A	62207	7,1 kN	1200 kg	50 kg	21,3 kg	✓	✗		3 h	663 zł
63	SEDICI AUTOMAT VERTICAL	4 Wheel Drive	e20*94/20*1595*00	since 2006	W 26V	62962	7,1 kN	1200 kg	50 kg	20,5 kg	✓	✗		3 h	1 099 zł
64	SCUDO I	fourgon	E20-55R-01 1110	1994 / 12.2006	R 17	13230	10,2 kN	1800 kg	80 kg	16,5 kg		✗		1,5 h	391 zł
65	SCUDO I AUTOMAT	fourgon	e20*94/20*0802*00	1994 / 12.2006	R 17A	16231	10,2 kN	1800 kg	80 kg	17,5 kg		✗		1,5 h	605 zł
66	SCUDO II	fourgon	e20*94/20*0361*00	since 10.2006	R 40	13360	11,93 kN	2000 kg	80 kg	20,6 kg	✓	✗		2 h	519 zł
67	SCUDO II AUTOMAT	fourgon	e20*94/20*0362*00	since 10.2006	R 40A	16361	11,93 kN	2000 kg	80 kg	21,6 kg	✓	✗		2 h	733 zł
68	SEICENTO	3 doors	E20-55R-01 1132	since 1998	S 08	13247	2,94 kN	400 kg	28 kg	13,1 kg				1,5 h	233 zł
69	SEICENTO SPORTING	3 doors	E20-55R-01 1132	1998 / 2003	S 008	13254	2,94 kN	400 kg	28 kg	12,9 kg				1,5 h	233 zł
70	SIENA	4 doors	E20-55R-01 1284	1996 / 2002	R 14	13261	6,3 kN	1300 kg	50 kg	25,3 kg	✓	✗		1,5 h	303 zł
71	SIENA AUTOMAT	4 doors	e20*94/20*0888*00	1996 / 2002	R 14A	16262	6,3 kN	1300 kg	50 kg	26,3 kg	✓	✗		1,5 h	517 zł
72	STILO	3/5 doors	E20-55R-01 0776	2002 / 2006	R 30	13278	7,73 kN	1400 kg	60 kg	22,0 kg	✓			2 h	401 zł
73	STILO AUTOMAT	3/5 doors	e20*94/20*0889*00	2002 / 2006	R 30A	16279	7,73 kN	1400 kg	60 kg	23,0 kg	✓			2 h	615 zł




74	STILO	Kombi	<b>E20-55R-01 0821</b>	2003 / 2008	<b>R 33</b>	<b>13285</b>	7,6 kN	1300 kg	60 kg	20,8 kg	✓	✂		2 h	447 zł
75	STILO <b>AUTOMAT</b>	Kombi	<b>e20*94/20*0890*00</b>	2003 / 2008	<b>R 33A</b>	<b>16286</b>	7,6 kN	1300 kg	60 kg	21,8 kg	✓	✂		2 h	661 zł
76	TIPO	3/5 doors	<b>E20-55R-01 0970</b>	1988 / 1995	<b>R 03</b>	<b>13308</b>	6,85 kN	1200 kg	75 kg	13,5 kg	✓			2 h	262 zł
































Lp.	TYPE OF CAR	MODEL	NUMBER OF HOMOLOGATION	YEAR OF CAR PRODUCTION	CAT. NO.	CODE	D	Max towing weight	Max vertical load	Towbar weight	Remove bumper	Bumper cut-out	Ball type	Time of installation	Price netto PLN
<b>FIAT</b>															
77	ULYSSE, LANCIA Z	5 doors, VAN	E20-55R-01 1110	1994 / 2002	R 17	13230	10,2 kN	1800 kg	80 kg	16,5 kg				1,5 h	391 zł
78	ULYSSE, LANCIA Z AUTOMAT	5 doors, VAN	e20*94/20*0802*00	1994 / 2002	R 17A	16231	10,2 kN	1800 kg	80 kg	17,5 kg				1,5 h	605 zł
79	ULYSSE, LANCIA Z	5 doors, VAN	E20-55R-01 0837	since 2002	F 26	44197	10,45 kN	1850 kg	76 kg	17,0 kg	✓			2 h	528 zł
80	ULYSSE, LANCIA Z AUTOMAT	5 doors, VAN	e20*94/20*0800*00	since 2002	F 26A	46191	10,45 kN	1850 kg	76 kg	18,0 kg	✓			2 h	742 zł
81	UNO	3/5 doors	E20-55R-01 1404	1993 / 2002	R 23	13339	5,67 kN	1100 kg	50 kg	10,9 kg	✓			1,5 h	219 zł




<b>FORD</b>															
1	ESCORT	3/5 doors	E20-55R-01 1461	01.1986 / 07.1990	C 007	17023	6,5 kN	1200 kg	50 kg	14,4 kg				1 h	284 zł
2	ESCORT AUTOMAT	3/5 doors	e20*94/20*0891*00	01.1986 / 07.1990	C 007A	19027	6,5 kN	1200 kg	50 kg	15,4 kg				1 h	498 zł
3	ESCORT	3/5 doors	E20-55R-01 1168	10.1992 / 12.1995	C 09	17047	6,73 kN	1200 kg	50 kg	14,1 kg				1 h	259 zł
4	ESCORT AUTOMAT	3/5 doors	e20*94/20*0892*00	10.1992 / 12.1995	C 09A	19041	6,73 kN	1200 kg	50 kg	15,1 kg				1 h	473 zł
5	ESCORT	3/5 doors	E20-55R-01 0897	01.1996 / 1998	C 10	17054	6,88 kN	1250 kg	50 kg	14,5 kg				1 h	284 zł
6	ESCORT AUTOMAT	3/5 doors	e20*94/20*0893*00	01.1996 / 1998	C 10A	19058	6,88 kN	1250 kg	50 kg	15,5 kg				1 h	498 zł
7	ESCORT	4 doors	e20*94/20*0483*00	08.1993 / 1995	C 40	17061	6,64 kN	1200 kg	50 kg	15,1 kg				1,5 h	293 zł
8	ESCORT AUTOMAT	4 doors	e20*94/20*0484*00	08.1993 / 1995	C 40A	19065	6,64 kN	1200 kg	50 kg	16,1 kg				1,5 h	507 zł
9	ESCORT	Kombi	E20-55R-01 0894	08.1990 / 2000	C 22	17085	7,12 kN	1250 kg	50 kg	15,1 kg				1 h	303 zł
10	ESCORT AUTOMAT	Kombi	e20*94/20*0894*00	08.1990 / 2000	C 22A	19089	7,12 kN	1250 kg	50 kg	16,1 kg				1 h	517 zł
11	FIESTA	3/5 doors	e20*94/20*0653*00	04.1989 / 01.1996	C 02	17108	5,52 kN	940 kg	50 kg	14,1 kg				1 h	244 zł
12	FIESTA AUTOMAT	3/5 doors	e20*94/20*0921*00	04.1989 / 01.1996	C 02A	19102	5,52 kN	940 kg	50 kg	15,1 kg				1 h	458 zł
13	FIESTA	3/5 doors	E20-55R-01 0880	02.1996 / 12.2001	C 002	17115	5,78 kN	950 kg	50 kg	13,0 kg				1 h	284 zł
14	FIESTA AUTOMAT	3/5 doors	e20*94/20*0922*00	02.1996 / 12.2001	C 002A	19119	5,78 kN	950 kg	50 kg	14,0 kg				1 h	498 zł
15	FIESTA	3/5 doors	E20-55R-01 0771	01.2002 / 2008	C 42	17122	5,61 kN	900 kg	50 kg	13,6 kg	✓			2 h	303 zł
16	FIESTA AUTOMAT	3/5 doors	e20*94/20*0923*00	01.2002 / 2008	C 42A	19126	5,61 kN	900 kg	50 kg	14,6 kg	✓			2 h	517 zł
17	FIESTA	3/5 doors	e20*94/20*0549*00	since 08.2008	C 52	17504	5,7 kN	900 kg	50 kg	14,1 kg	✓			2 h	370 zł
18	FIESTA AUTOMAT	3/5 doors	e20*94/20*0550*00	since 08.2008	C 52A	19508	5,7 kN	900 kg	50 kg	15,1 kg	✓			2 h	584 zł
19	FIESTA COURIER	delivery van	e20*94/20*0479*00	08.1996 / 12.2002	C 24	17146	5,79 kN	900 kg	50 kg	16,1 kg	✓			2 h	323 zł
20	FIESTA COURIER AUTOMAT	delivery van	e20*94/20*0480*00	08.1996 / 12.2002	C 24A	19140	5,79 kN	900 kg	50 kg	17,1 kg	✓			2 h	537 zł

Lp.	TYPE OF CAR	MODEL	NUMBER OF HOMOLOGATION	YEAR OF CAR PRODUCTION	CAT. NO.	CODE	D	Max towing weight	Max vertical load	Towbar weight	Remove bumper	Bumper cut-out	Ball type	Time of installation	Price netto PLN
<b>FORD</b>															
21	FOCUS	3/5 doors	E20-55R-01 0697	1998 / 2004	C 27	17153	7,55 kN	1400 kg	50 kg	14,8 kg	✓			2 h	303 zł
22	FOCUS AUTOMAT	3/5 doors	e20*94/20*0924*00	1998 / 2004	C 27A	19157	7,55 kN	1400 kg	50 kg	15,8 kg	✓			2 h	517 zł
23	FOCUS II	3/5 doors	E20-55R-01 1502	10.2004 / 03.2011	C 44	17160	8,39 kN	1500 kg	75 kg	15,4 kg	✓	✗		2 h	373 zł
24	FOCUS II AUTOMAT	3/5 doors	e20*94/20*0939*00	10.2004 / 03.2011	C 44A	19164	8,39 kN	1500 kg	75 kg	16,4 kg	✓	✗		2 h	587 zł
25	FOCUS II AUTOMAT VERTICAL	3/5 doors	e20*94/20*0864*00	10.2004 / 03.2011	C 44V	19980	8,39 kN	1500 kg	75 kg	16,4 kg	✓	✗		2 h	1 023 zł
26	FOCUS	4 doors	E20-55R-01 1195	1998 / 2005	C 28	17177	8,03 kN	1635 kg	50 kg	14,4 kg	✓			2 h	303 zł
27	FOCUS AUTOMAT	4 doors	e20*94/20*0925*00	1998 / 2005	C 28A	19171	8,03 kN	1635 kg	50 kg	15,4 kg	✓			2 h	517 zł
28	FOCUS II	4 doors	e20*94/20*0006*00	since 2005	C 48	17467	8,5 kN	1500 kg	75 kg	14,9 kg	✓			2 h	319 zł
29	FOCUS II AUTOMAT	4 doors	e20*94/20*0005*00	since 2005	C 48A	19461	8,5 kN	1500 kg	75 kg	15,9 kg	✓			2 h	533 zł
30	FOCUS	Kombi	E20-55R-01 0823	1998 / 2005	C 29	17184	8,5 kN	1400 kg	75 kg	17,8 kg	✓			2 h	362 zł
31	FOCUS AUTOMAT	Kombi	e20*94/20*0926*00	1998 / 2005	C 29A	19188	8,5 kN	1400 kg	75 kg	18,8 kg	✓			2 h	576 zł
32	FOCUS II	Kombi	e20*94/20*0218*00	03.2005 / 04.2011	C 47	17191	8,07 kN	1500 kg	75 kg	17,5 kg	✓			3 h	362 zł
33	FOCUS II AUTOMAT	Kombi	E20-55R-01 1615	03.2005 / 04.2011	C 47A	19195	8,07 kN	1500 kg	75 kg	18,5 kg	✓			3 h	576 zł
34	FOCUS III	Kombi	e20*94/20*1537*00	since 04.2011	C 55	17535	10 kN	1500 kg	75 kg	17,7 kg	✓	✗		2 h	440 zł
35	FOCUS III AUTOMAT	Kombi	e20*94/20*1538*00	since 04.2011	C 55A	19539	10 kN	1500 kg	75 kg	18,7 kg	✓	✗		2 h	654 zł
36	FOCUS C-MAX	5 doors	E20-55R-01 1502	2003 / 10.2010	C 44	17160	8,39 kN	1500 kg	75 kg	15,4 kg	✓	✗		2 h	373 zł
37	FOCUS C-MAX AUTOMAT	5 doors	e20*94/20*0939*00	2003 / 10.2010	C 44A	19164	8,39 kN	1500 kg	75 kg	16,4 kg	✓	✗		2 h	587 zł
38	FOCUS C-MAX AUTOMAT VERTICAL	5 doors	e20*94/20*0864*00	2003 / 10.2010	C 44V	19980	8,39 kN	1500 kg	75 kg	16,4 kg	✓	✗		2 h	1 023 zł
39	FUSION	5 doors	E20 55R-01 0977	since 2002	C 43	17207	5,7 kN	900 kg	50 kg	15,2 kg	✓			2 h	354 zł
40	FUSION AUTOMAT	5 doors	e20*94/20*0927*00	since 2002	C 43A	19201	5,7 kN	900 kg	50 kg	16,2 kg	✓			2 h	568 zł
41	GALAXY	5 doors, VAN	e20*94/20*0654*00	1995 / 05.2000	C 33	17214	11,09 kN	2100 kg	85 kg	16,1 kg	✓	✗		2 h	349 zł
42	GALAXY AUTOMAT	5 doors, VAN	e20*94/20*0928*00	1995 / 05.2000	C 33A	19218	11,09 kN	2100 kg	85 kg	17,1 kg	✓	✗		2 h	563 zł
43	GALAXY	5 doors, VAN	E20-55R-01 0822	06.2000 / 12.2006	C 39	17221	11,81 kN	2100 kg	85 kg	17,3 kg	✓			2 h	349 zł
44	GALAXY AUTOMAT	5 doors, VAN	e20*94/20*0929*00	06.2000 / 12.2006	C 39A	19225	11,81 kN	2100 kg	85 kg	18,3 kg	✓			2 h	563 zł
45	GALAXY AUTOMAT VERTICAL	5 doors, VAN	e20*94/20*0832*00	06.2000 / 12.2006	C 39V	19997	11,81 kN	2100 kg	85 kg	18,3 kg	✓			2 h	999 zł
46	GALAXY III		e20*94/20*0431*00	since 06.2006	C 51	17498	12,22 kN	2350 kg	100 kg	16,1 kg	✓	✗		1,5 h	383 zł
47	GALAXY III AUTOMAT		e20*94/20*0432*00	since 06.2006	C 51A	19492	12,22 kN	2350 kg	100 kg	17,1 kg	✓	✗		1,5 h	597 zł
48	KUGA		e20*94/20*0551*00	since 2008	C 53	17511	10,55 kN	2100 kg	105 kg	18,8 kg	✓			2 h	388 zł









































49	KUGA <b>AUTOMAT</b>		<b>e20*94/20*0552*00</b>	since 2008	<b>C 53A</b>	<b>19515</b>	10,55 kN	2100 kg	105 kg	19,8 kg	✓			2 h	602 zł
50	KUGA <b>AUTOMAT VERTICAL</b>		<b>e20*94/20*1612*00</b>	since 2008	<b>C 53V</b>	<b>19973</b>	10,55 kN	2100 kg	105 kg	19,8 kg	✓			2 h	1 038 zł
51	MAVERICK	3/5 doors	<b>E20-55R-01 1190</b>	1993 / 2001	<b>V 18</b>	<b>38202</b>	13,66 kN	3000 kg	100 kg	17,9 kg				2 h	422 zł





























Lp.	TYPE OF CAR	MODEL	NUMBER OF HOMOLOGATION	YEAR OF CAR PRODUCTION	CAT. NO.	CODE	D	Max towing weight	Max vertical load	Towbar weight	Remove bumper	Bumper cut-out	Ball type	Time of installation	Price netto PLN
<b>FORD</b>															
52	MAVERICK	3/5 doors	E20-55R-01 1501	since 02.2004	C 45	17238	10,0 kN	2000 kg	75 kg	19,1 kg	✓	✗		3 h	422 zł
53	MAVERICK AUTOMAT	3/5 doors	e20*94/20*0930*00	since 02.2004	C 45A	19232	10,0 kN	2000 kg	75 kg	20,1 kg	✓	✗		3 h	636 zł
54	MONDEO	4/5 doors	e20*94/20*0244*00	1993 / 08.1996	C 014	17245	8,83 kN	1800 kg	75 kg	14,0 kg	✓	✗		1,5 h	289 zł
55	MONDEO AUTOMAT	4/5 doors	E20-55R-01 1743	1993 / 08.1996	C 014A	19249	8,83 kN	1800 kg	75 kg	15,0 kg	✓	✗		1,5 h	503 zł
56	MONDEO	4/5 doors	E20-55R-01 0942	09.1996 / 09.2000	C 19	17252	8,83 kN	1800 kg	75 kg	14,6 kg	✓	✗		1,5 h	311 zł
57	MONDEO AUTOMAT	4/5 doors	e20*94/20*0970*00	09.1996 / 09.2000	C 19A	19256	8,83 kN	1800 kg	75 kg	15,6 kg	✓	✗		1,5 h	525 zł
58	MONDEO	4/5 doors	E20-55R-01 1150	10.2000 / 12.2006	C 36	17269	9,10 kN	1800 kg	75 kg	18,9 kg		✗		1,5 h	382 zł
59	MONDEO AUTOMAT	4/5 doors	e20*94/20*0971*00	10.2000 / 12.2006	C 36A	19263	9,10 kN	1800 kg	75 kg	19,9 kg		✗		1,5 h	596 zł
60	MONDEO	Kombi	e20*94/20*1171*00	1993 / 07.1996	C 14	17276	9,18 kN	1800 kg	75 kg	19,5 kg				1,5 h	336 zł
61	MONDEO AUTOMAT	Kombi	e20*94/20*1172*00	1993 / 07.1996	C 14A	19270	9,18 kN	1800 kg	75 kg	20,5 kg				1,5 h	550 zł
62	MONDEO	Kombi	E20-55R-01 0824	08.1996 / 09.2000	C 20	17283	9,18 kN	1800 kg	75 kg	19,6 kg				1,5 h	357 zł
63	MONDEO AUTOMAT	Kombi	e20*94/20*0973*00	08.1996 / 09.2000	C 20A	19287	9,18 kN	1800 kg	75 kg	20,6 kg				1,5 h	571 zł
64	MONDEO	Kombi	E20-55R-01 0982	10.2000 / 06.2007	C 38	17290	11,1 kN	2115 kg	85 kg	20,5 kg		✗		1,5 h	409 zł
65	MONDEO AUTOMAT	Kombi	e20*94/20*0974*00	10.2000 / 06.2007	C 38A	19294	11,1 kN	2115 kg	85 kg	21,5 kg		✗		1,5 h	623 zł
66	MONDEO	4 doors, Kombi	e20*94/20*0417*00	since 03.2007	C 50	17481	11,6 kN	2120 kg	80 kg	14,9 kg	✓	✗		2 h	433 zł
67	MONDEO AUTOMAT	4 doors, Kombi	e20*94/20*0418*00	since 03.2007	C 50A	19485	11,6 kN	2120 kg	80 kg	15,9 kg	✓	✗		2 h	647 zł
68	MONDEO	5 doors	e20*94/20*0735*00	since 03.2007	C 54	17528	11,6 kN	2120 kg	80 kg	14,3 kg	✓			2 h	433 zł
69	MONDEO AUTOMAT	5 doors	e20*94/20*0736*00	since 03.2007	C 54A	19522	11,6 kN	2120 kg	80 kg	15,3 kg	✓			2 h	647 zł
70	ORION	4 droors	e20*94/20*0483*00	11.1990 / 07.1993	C 40	17061	6,64 kN	1200 kg	50 kg	15,1 kg				1 h	293 zł
71	ORION AUTOMAT	4 droors	e20*94/20*0484*00	11.1990 / 07.1993	C 40A	19065	6,64 kN	1200 kg	50 kg	16,1 kg				1 h	507 zł
72	RANGER	(2/4 Wheel Drive)	e20*94/20*0430*00	since 1999	C 41	17306	14,1 kN	2800 kg	115 kg	27,9 kg	✓			2 h	578 zł
73	SCORPIO	4 doors	E20-55R-01 1612	10.1994 / 1999	C 30	17320	9,81 kN	2000 kg	75 kg	27,1 kg	✓			3,5 h	409 zł
74	SCORPIO AUTOMAT	4 doors	e20*94/20*0242*00	10.1994 / 1999	C 30A	19324	9,81 kN	2000 kg	75 kg	28,1 kg	✓			3,5 h	623 zł
75	S - MAX	5 doors, VAN	e20*94/20*0254*00	since 2006	C 49	17474	12,1 kN	2100 kg	100 kg	16,4 kg	✓	✗		2 h	371 zł
76	S - MAX AUTOMAT	5 doors, VAN	e20*94/20*0255*00	since 2006	C 49A	19478	12,1 kN	2100 kg	100 kg	17,4 kg	✓	✗		2 h	585 zł
77	TRANSIT	fourgon, open loading platform	e20*94/20*0398*00	1986 / 10.1991	C 17	17405	11,66 kN	2000 kg	75 kg	17,0 kg				1 h	245 zł
78	TRANSIT	fourgon, open loading platform	E20-55R-01 0986	11.1991 / 04.2000	C 18	17412	12,48 kN	2000 kg	75 kg	13,3 kg				1 h	336 zł
79	TRANSIT AUTOMAT	fourgon, open loading platform	e20*94/20*0975*00	11.1991 / 04.2000	C 18A	19416	12,48 kN	2000 kg	75 kg	14,3 kg				1 h	550 zł




























80	TRANSIT	fourgon, also with plastic footstep , 4x4	<b>E20-55R-01 0790</b>	since 05.2000	<b>C 35</b>	<b>17429</b>	15,33 kN	2800 kg	112 kg	18,0 kg			1 h	340 zł
----	---------	--	------------------------	---------------	-------------	--------------	----------	---------	--------	---------	--	--	-----	--------

Lp.	TYPE OF CAR	MODEL	NUMBER OF HOMOLOGATION	YEAR OF CAR PRODUCTION	CAT. NO.	CODE	D	Max towing weight	Max vertical load	Towbar weight	Remove bumper	Bumper cut-out	Ball type	Time of installation	Price netto PLN
<b>FORD</b>															
81	TRANSIT ER	extended frame, open loading platform	e20*94/20*0412*00	11.1991 / 04.2000	C 21	17436	12,49 kN	2000 kg	75 kg	23,4 kg				2 h	427 zł
82	TRANSIT	open loading platform, doubled wheel	e20*94/20*0493*00	since 05.2000	C 37	17443	14,71 kN	2800 kg	112 kg	22,7 kg				1 h	439 zł
83	TRANSIT CONNECT		e20*94/20*0106*00	since 2002	C 46	17450	8,1 kN	1200 kg	75 kg	15,8 kg				2 h	350 zł


### HONDA





























1	ACCORD	4/5 doors	E20-55R-01 1131	1993 / 10.1998	Y 22	20009	7,91 kN	1400 kg	70 kg	20,3 kg	✓			2 h	401 zł
2	ACCORD AUTOMAT	4/5 doors	e20*94/20*0976*00	1993 / 10.1998	Y 22A	21006	7,91 kN	1400 kg	70 kg	21,3 kg	✓			2 h	615 zł
3	ACCORD	4 doors	E20-55R-01 1192	11.1998 / 11.2002	Y 08	20016	8,31 kN	1500 kg	60 kg	20,4 kg	✓			2 h	382 zł
4	ACCORD AUTOMAT	4 doors	e20*94/20*0977*00	11.1998 / 11.2002	Y 08A	21013	8,31 kN	1500 kg	60 kg	21,4 kg	✓			2 h	596 zł
5	ACCORD TOURER	Kombi	E20-55R-01 1048	12.2002 / 2008	Y 28	20023	8,56 kN	1500 kg	75 kg	19,2 kg	✓			2 h	422 zł
6	ACCORD TOURER AUTOMAT	Kombi	e20*94/20*0978*00	12.2002 / 2008	Y 28A	21020	8,56 kN	1500 kg	75 kg	20,2 kg	✓			2 h	636 zł
7	ACCORD	4 doors, (except engine 2,4l)	E20-55R-01 1175	12.2002 / 2008	Y 30	20030	8,26 kN	1500 kg	75 kg	18,0 kg	✓			2 h	395 zł
8	ACCORD AUTOMAT	4 doors, (except engine 2,4l)	e20*94/20*0979*00	12.2002 / 2008	Y 30A	21037	8,26 kN	1500 kg	75 kg	19,0 kg	✓			2 h	609 zł
9	ACCORD	4 drz., Kombi	e20*94/20*1323*00	since 2008	Y 36	20252	9,5 kN	1700 kg	75 kg	14,0 kg	✓			2 h	422 zł
10	ACCORD AUTOMAT	4 drz., Kombi	e20*94/20*1324*00	since 2008	Y 36A	21259	9,5 kN	1700 kg	75 kg	15,0 kg	✓			2 h	636 zł
11	CIVIC	3 doors	e20*94/20*0369*00	1991 / 1995	Y 07	20047	6,01 kN	1200 kg	50 kg	18,1 kg	✓			2 h	371 zł
12	CIVIC AUTOMAT	3 doors	e20*94/20*0370*00	1991 / 1995	Y 07A	21044	6,01 kN	1200 kg	50 kg	19,1 kg	✓			2 h	585 zł
13	CIVIC	3 doors	e20*94/20*0369*00	1996 / 2000	Y 07	20047	6,01 kN	1200 kg	50 kg	18,1 kg	✓			2 h	371 zł
14	CIVIC AUTOMAT	3 doors	e20*94/20*0370*00	1996 / 2000	Y 07A	21044	6,01 kN	1200 kg	50 kg	19,1 kg	✓			2 h	585 zł
15	CIVIC	3 doors	e20*94/20*0501*00	2001 / 04.2007	Y 18	20054	6,83 kN	1200 kg	50 kg	18,6 kg	✓			1,5 h	382 zł
16	CIVIC AUTOMAT	3 doors	e20*94/20*0502*00	2001 / 04.2007	Y 18A	21051	6,83 kN	1200 kg	50 kg	19,6 kg	✓			1,5 h	596 zł
17	CIVIC	4 doors	e20*94/20*0499*00	1996 / 1998	Y 10	20061	6,07 kN	1300 kg	50 kg	20,2 kg	✓			2 h	412 zł
18	CIVIC AUTOMAT	4 doors	e20*94/20*0500*00	1996 / 1998	Y 10A	21068	6,07 kN	1300 kg	50 kg	21,2 kg	✓			2 h	626 zł
19	CIVIC	4 doors	e20*94/20*0576*00	1999 / 10.2000	Y 17	20078	6,07 kN	1300 kg	50 kg	20,6 kg	✓			2 h	412 zł
20	CIVIC AUTOMAT	4 doors	e20*94/20*0577*00	1999 / 10.2000	Y 17A	21075	6,07 kN	1300 kg	50 kg	21,6 kg	✓			2 h	626 zł
21	CIVIC	4 doors	e20*94/20*0102*00	11.2000 / 03.2006	Y 21	20085	6,69 kN	1200 kg	50 kg	27,9 kg	✓			2 h	530 zł
22	CIVIC AUTOMAT	4 doors	e20*94/20*0103*00	11.2000 / 03.2006	Y 21A	21082	6,69 kN	1200 kg	50 kg	28,9 kg	✓			2 h	744 zł
23	CIVIC	4 doors	e20*94/20*0519*00	since 04.2006	Y 34	20238	8,8 kN	1700 kg	75 kg	17,4 kg	✓			1,5 h	400 zł
24	CIVIC AUTOMAT	4 doors	e20*94/20*0520*00	since 04.2006	Y 34A	21235	8,8 kN	1700 kg	75 kg	18,4 kg	✓			1,5 h	614 zł

Lp.	TYPE OF CAR	MODEL	NUMBER OF HOMOLOGATION	YEAR OF CAR PRODUCTION	CAT. NO.	CODE	D	Max towing weight	Max vertical load	Towbar weight	Remove bumper	Bumper cut-out	Ball type	Time of installation	Price netto PLN
<b>HONDA</b>															
25	CIVIC	5 doors, produced in England	E20-55R-01 1774	04.1995 / 03.1997	Y 02	20092	6,93 kN	1200 kg	50 kg	17,4 kg	✓	✗		2 h	357 zł
26	CIVIC AUTOMAT	5 doors, produced in England	E20-55R-01 1775	04.1995 / 03.1997	Y 02A	21099	6,93 kN	1200 kg	50 kg	18,4 kg	✓	✗		2 h	571 zł
27	CIVIC	5 doors, produced in England	E20-55R-01 1078	04.1997 / 10.2000	Y 15	20108	6,9 kN	1200 kg	50 kg	17,2 kg	✓	✗		2 h	362 zł
28	CIVIC AUTOMAT	5 doors, produced in England	e20*94/20*1010*00	04.1997 / 10.2000	Y 15A	21105	6,9 kN	1200 kg	50 kg	18,2 kg	✓	✗		2 h	576 zł
29	CIVIC	5 doors	e20*94/20*0497*00	11. 2000 / 2005	Y 20	20115	6,83 kN	1200 kg	50 kg	20,0 kg	✓	✗		2 h	357 zł
30	CIVIC AUTOMAT	5 doors	e20*94/20*0498*00	11. 2000 / 2005	Y 20A	21112	6,83 kN	1200 kg	50 kg	21,0 kg	✓	✗		2 h	571 zł
31	CIVIC	5 doors	e20*94/20*0078*00	since 2006	Y 32	20207	8,2 kN	1500 kg	75 kg	14,8 kg	✓	✗		1,5 h	361 zł
32	CIVIC AUTOMAT	5 doors	e20*94/20*0079*00	since 2006	Y 32A	21204	8,2 kN	1500 kg	75 kg	15,8 kg	✓	✗		1,5 h	575 zł
33	CIVIC	Kombi	e20*94/20*0505*00	1997 / 10.2000	Y 05	20122	7,32 kN	1300 kg	50 kg	20,6 kg	✓			2 h	371 zł
34	CIVIC AUTOMAT	Kombi	e20*94/20*0506*00	1997 / 10.2000	Y 05A	21129	7,32 kN	1300 kg	50 kg	21,6 kg	✓			2 h	585 zł
35	CR-V	5 doors	e20*94/20*0332*00	1997 / 02.2002	Y 06	20139	8,50 kN	1500 kg	70 kg	18,9 kg	✓	✗		2,5 h	371 zł
36	CR-V AUTOMAT	5 doors	e20*94/20*0333*00	1997 / 02.2002	Y 06A	21136	8,50 kN	1500 kg	70 kg	19,9 kg	✓	✗		2,5 h	585 zł
37	CR-V	5 doors	E20-55R-01 0859	03.2002 / 12.2006	Y 24	20146	8,33 kN	1500 kg	60 kg	22,0 kg				2,5 h	410 zł
38	CR-V AUTOMAT	5 doors	e20*94/20*1011*00	03.2002 / 12.2006	Y 24A	21143	8,33 kN	1500 kg	60 kg	23,0 kg				2,5 h	624 zł
39	CR-V	5 doors	e20*94/20*0230*00	since 01.2007	Y 33	20221	10,43 kN	2000 kg	100 kg	22,4 kg	✓	✗		2 h	510 zł
40	CR-V AUTOMAT	5 doors	e20*94/20*0231*00	since 01.2007	Y 33A	21228	10,43 kN	2000 kg	100 kg	23,4 kg	✓	✗		2 h	724 zł
41	FR-V		E20-55R-01 1796	since 2005	Y 31	20214	8,7 kN	1500 kg	90 kg	20,2 kg	✓	✗		2 h	383 zł
42	FR-V AUTOMAT		E20-55R-01 1795	since 2005	Y 31A	21211	8,7 kN	1500 kg	90 kg	21,2 kg	✓	✗		2 h	597 zł
43	HR-V	3 doors	e20*94/20*0476*00	1999 / 05.2002	Y 23	20153	6,7 kN	1400 kg	70 kg	14,1 kg	✓	✗		2,5 h	331 zł
44	HR-V AUTOMAT	3 doors	e20*94/20*0477*00	1999 / 05.2002	Y 23A	21150	6,7 kN	1400 kg	70 kg	15,1 kg	✓	✗		2,5 h	545 zł
45	HR-V	5 doors	e20*94/20*0476*00	1999 / 05.2002	Y 23	20153	6,7 kN	1400 kg	70 kg	14,1 kg	✓	✗		2,5 h	331 zł
46	HR-V AUTOMAT	5 doors	e20*94/20*0477*00	1999 / 05.2002	Y 23A	21150	6,7 kN	1400 kg	70 kg	15,1 kg	✓	✗		2,5 h	545 zł
47	HR-V	3/5 doors	E20-55R-01 1032	06.2002 / 2006	Y 29	20160	6,83 kN	1200 kg	60 kg	16,4 kg	✓	✗		2,5 h	395 zł
48	HR-V AUTOMAT	3/5 doors	e20*94/20*1012*00	06.2002 / 2006	Y 29A	21167	6,83 kN	1200 kg	60 kg	17,4 kg	✓	✗		2,5 h	609 zł
49	JAZZ	5 doors	e20*94/20*0655*00	2002 / 2008	Y 27	20177	5,84 kN	1000 kg	70 kg	14,4 kg	✓	✗		3 h	368 zł
50	JAZZ AUTOMAT	5 doors	e20*94/20*1013*00	2002 / 2008	Y 27A	21174	5,84 kN	1000 kg	70 kg	15,4 kg	✓	✗		3 h	582 zł
51	JAZZ	5 doors	e20*94/20*0851*00	since 10.2008	Y 35	20245	6,1 kN	1000 kg	95 kg	12,8 kg	✓	✗		3 h	330 zł
52	JAZZ AUTOMAT	5 doors	e20*94/20*0852*00	since 10.2008	Y 35A	21242	6,1 kN	1000 kg	95 kg	13,8 kg	✓	✗		3 h	544 zł

Lp.	TYPE OF CAR	MODEL	NUMBER OF HOMOLOGATION	YEAR OF CAR PRODUCTION	CAT. NO.	CODE	D	Max towing weight	Max vertical load	Towbar weight	Remove bumper	Bumper cut-out	Ball type	Time of installation	Price netto PLN
<b>HONDA</b>															
53	STREAM	5 doors, VAN	e20*94/20*0559*00	2001 / 2005	Y 26	20191	8,2 kN	1400 kg	60 kg	17,0 kg	✓	✗		2 h	362 zł
54	STREAM AUTOMAT	5 doors, VAN	e20*94/20*0560*00	2001 / 2005	Y 26A	21198	8,2 kN	1400 kg	60 kg	18,0 kg	✓	✗		2 h	576 zł
<b>HYUNDAI</b>															
1	ACCENT	3/5 doors	E20-55R-01 1401	01.1996 / 12.1999	J 48	22003	7,0 kN	1400 kg	60 kg	12,6 kg				2 h	299 zł
2	ACCENT AUTOMAT	3/5 doors	e20*94/20*1014*00	01.1996 / 12.1999	J 48A	23000	7,0 kN	1400 kg	60 kg	13,6 kg				2 h	513 zł
3	ACCENT	3/5 doors	e20*94/20*0415*00	2000 / 06.2006	J 14	22010	7,0 kN	1100 kg	50 kg	12,6 kg				1,5 h	299 zł
4	ACCENT AUTOMAT	3/5 doors	e20*94/20*0416*00	2000 / 06.2006	J 14A	23017	7,0 kN	1100 kg	50 kg	13,6 kg				1,5 h	513 zł
5	ACCENT	3/5 doors, 4 doors	e20*94/20*0395*00	since 06.2006	J 56	22201	7,5 kN	1400 kg	50 kg	15,4 kg	✓	✗		1,5 h	401 zł
6	ACCENT AUTOMAT	3/5 doors, 4 doors	e20*94/20*0394*00	since 06.2006	J 56A	23208	7,5 kN	1400 kg	50 kg	16,4 kg	✓	✗		1,5 h	615 zł
7	ATOS	5 doors	e20*94/20*0568*00	since 1998	J 13	22027	4,4 kN	700 kg	50 kg	13,8 kg				1 h	303 zł
8	ATOS AUTOMAT	5 doors	e20*94/20*0569*00	since 1998	J 13A	23024	4,4 kN	700 kg	50 kg	14,8 kg				1 h	517 zł
9	ELANTRA	4/5 doors	E20-55R-01 1384	08.2000 / 2006	J 49	22034	8,0 kN	1400 kg	65 kg	14,2 kg	✓	✗		2 h	324 zł
10	ELANTRA AUTOMAT	4/5 doors	e20*94/20*1015*00	08.2000 / 2006	J 49A	23031	8,0 kN	1400 kg	65 kg	15,2 kg	✓	✗		2 h	538 zł
11	ELANTRA		e20*94/20*1477*00	since 2011	J 63	22287	8,22 kN	1500 kg	75 kg	15,9 kg	✓	✗		2 h	390 zł
12	ELANTRA AUTOMAT		e20*94/20*1478*00	since 2011	J 63A	23284	8,22 kN	1500 kg	75 kg	16,9 kg	✓	✗		2 h	604 zł
13	GETZ	3/5 doors	E20-55R-01 0898	2003 / 12.2004	J 46	22041	6,7 kN	1100 kg	50 kg	15,0 kg	✓	✗		2 h	361 zł
14	GETZ AUTOMAT	3/5 doors	e20*94/20*0404*00	2003 / 12.2004	J 46A	23048	6,7 kN	1100 kg	50 kg	16,0 kg	✓	✗		2 h	575 zł
15	GETZ	3/5 doors	e20*94/20*0090*00	since 2005	J 53	22171	6,5 kN	1100 kg	44 kg	16,3 kg	✓	✗		2 h	362 zł
16	GETZ AUTOMAT	3/5 doors	e20*94/20*0091*00	since 2005	J 53A	23178	6,5 kN	1100 kg	44 kg	17,3 kg	✓	✗		2 h	576 zł
17	H 1	open loading platform	e20*94/20*0056*00	since 2005	J 52	22164	10,77 kN	1600 kg	75 kg	16,9 kg				2 h	362 zł
18	H 1 AUTOMAT	open loading platform	e20*94/20*0057*00	since 2005	J 52A	23161	10,77 kN	1600 kg	75 kg	17,9 kg				2 h	576 zł
19	H 1 / H 300	VAN, Minibus	e20*94/20*0709*00	since 2008	J 58	22225	13,52 kN	2300 kg	100 kg	23,1 kg				2 h	570 zł
20	H 1 / H 300 AUTOMAT	VAN, Minibus	e20*94/20*0710*00	since 2008	J 58A	23222	13,52 kN	2300 kg	100 kg	24,1 kg				2 h	784 zł
21	H 100	fourgon	E20 55R-01 0984	1993 / 02.1996	J 03	22058	8,12 kN	1200 kg	75 kg	20,9 kg				2,5 h	429 zł
22	H 100	fourgon	E20 55R-01 0984	since 03.1996	J 03	22058	8,12 kN	1200 kg	75 kg	20,9 kg				2,5 h	429 zł
23	H 200, SATELITE / STAREX	(H1) VAN	e20*94/20*0572*00	07.1999 / 2008	J 15	22072	12,03 kN	1500 kg	80 kg	17,2 kg	✓			2,5 h	401 zł
24	H 200, SATELITE / STAREX AUTOMAT	(H1) VAN	e20*94/20*0573*00	07.1999 / 2008	J 15A	23079	12,03 kN	1500 kg	80 kg	18,2 kg	✓			2,5 h	615 zł
25	i 10		e20*94/20*1164*00	01.2008 / 01.2011	J 61	22256	5,25 kN	700 kg	30 kg	15,1 kg				2 h	356 zł









26	i 10	<b>AUTOMAT</b>	<b>e20*94/20*1165*00</b>	01.2008 / 01.2011	<b>J 61A</b>	<b>23253</b>	5,25 kN	700 kg	30 kg	16,1 kg			2 h	570 zł
----	------	----------------	--------------------------	-------------------	--------------	--------------	---------	--------	-------	---------	--	--	-----	--------

Lp.	TYPE OF CAR	MODEL	NUMBER OF HOMOLOGATION	YEAR OF CAR PRODUCTION	CAT. NO.	CODE	D	Max towing weight	Max vertical load	Towbar weight	Remove bumper	Bumper cut-out	Ball type	Time of installation	Price netto PLN
<b>HYUNDAI</b>															
27	i 10		e20*94/20*1164*00	since 01.2011	J 61	22256	5,25 kN	700 kg	30 kg	15,1 kg	✓	✗		2 h	356 zł
28	i 10 AUTOMAT		e20*94/20*1165*00	since 01.2011	J 61A	23253	5,25 kN	700 kg	30 kg	16,1 kg	✓	✗		2 h	570 zł
29	i 20		e20*94/20*1104*00	since 01.2009	J 59	22232	7,06 kN	1200 kg	50 kg	14,9 kg				2 h	378 zł
30	i 20 AUTOMAT		e20*94/20*1105*00	since 01.2009	J 59A	23239	7,06 kN	1200 kg	50 kg	15,9 kg				2 h	592 zł
31	i 20 AUTOMAT VERTICAL		e20*94/20*1106*00	since 01.2009	J 59V	23994	7,06 kN	1200 kg	50 kg	15,9 kg				2 h	1 028 zł
32	i 30	3/5 doors	e20*94/20*0280*00	2007 / 02.2012	T 52	25202	8,3 kN	1500 kg	75 kg	15,5 kg				2 h	382 zł
33	i 30 AUTOMAT	3/5 doors	e20*94/20*0279*00	2007 / 02.2012	T 52A	27206	8,3 kN	1500 kg	75 kg	16,5 kg				2 h	596 zł
34	i 30	3/5 doors	e20*94/20*1613*00	since 03.2012	J 65	22300	8,3 kN	1500 kg	75 kg	17,1 kg		✗		2 h	420 zł
35	i 30 AUTOMAT	3/5 doors	e20*94/20*1614*00	since 03.2012	J 65A	33307	8,3 kN	1500 kg	75 kg	18,1 kg		✗		2 h	634 zł
36	i 30	Kombi	e20*94/20*0453*00	since 2008	J 57	22218	8,7 kN	1500 kg	80 kg	16,5 kg				1,5 h	399 zł
37	i 30 AUTOMAT	Kombi	e20*94/20*0454*00	since 2008	J 57A	23215	8,7 kN	1500 kg	80 kg	17,5 kg				1,5 h	613 zł
38	i 30CW	Kombi	e20*94/20*1275*00	since 2010	J 57U	22263	8,7 kN	1500 kg	80 kg	14,6 kg				1,5 h	399 zł
39	i 30CW AUTOMAT	Kombi	e20*94/20*1276*00	since 2010	J 57UA	23260	8,7 kN	1500 kg	80 kg	15,6 kg				1,5 h	613 zł
40	i 40	4 doors	e20*94/20*1632*00	since 04.2011	J 66	22317	9,91 kN	1800 kg	85 kg		✓	✗		2 h	430 zł
41	i 40 AUTOMAT	4 doors	e20*94/20*1633*00	since 04.2011	J 66A	23314	9,91 kN	1800 kg	85 kg		✓	✗		2 h	644 zł
42	i 40 AUTOMAT VERTICAL	4 doors	e20*94/20*1634*00	since 04.2011	J 66V	23963	9,91 kN	1800 kg	85 kg		✓	✗		2 h	1 080 zł
43	i 40CW	Kombi	e20*94/20*1486*00	since 07.2011	J 64	22294	9,91 kN	1800 kg	85 kg	17,1 kg				2 h	430 zł
44	i 40CW AUTOMAT	Kombi	e20*94/20*1487*00	since 07.2011	J 64A	23291	9,91 kN	1800 kg	85 kg	18,1 kg				2 h	644 zł
45	i 40CW AUTOMAT VERTICAL	Kombi	e20*94/20*1488*00	since 07.2011	J 64V	23970	9,91 kN	1800 kg	85 kg	18,1 kg				2 h	1 080 zł
46	ix 20		e20*94/20*1329*00	since 2010	J 62	22270	7,24 kN	1300 kg	75 kg	14,8 kg				2 h	370 zł
47	ix 20 AUTOMAT		e20*94/20*1330*00	since 2010	J 62A	23277	7,24 kN	1300 kg	75 kg	15,8 kg				2 h	584 zł
48	ix 35		e20*94/20*1124*00	since 03.2010	J 60	22249	10,14 kN	2000 kg	80 kg	15,5 kg		✗		1,5 h	417 zł
49	ix 35 AUTOMAT		e20*94/20*1125*00	since 03.2010	J 60A	23246	10,14 kN	2000 kg	80 kg	16,5 kg		✗		1,5 h	631 zł
50	ix 35 AUTOMAT VERTICAL		e20*94/20*1126*00	since 03.2010	J 60V	23987	10,14 kN	2000 kg	80 kg	16,5 kg		✗		1,5 h	1 067 zł
51	LANTRA	4 doors, (J2)	e20*94/20*0565*00	05.1995 / 07.2000	J 44	22096	7,6 kN	1400 kg	75 kg	17,3 kg	✓	✗		2 h	422 zł
52	MATRIX		e20*94/20*0588*00	since 2001	J 55	22195	7,6 kN	1300 kg	52 kg	16,0 kg	✓			2 h	414 zł
53	MATRIX AUTOMAT		e20*94/20*0589*00	since 2001	J 55A	23192	7,6 kN	1300 kg	52 kg	17,0 kg	✓			2 h	628 zł
54	SANTAMO	5 doors, VAN	E20 55R-01 1191	since 1999	Z 24	35157	9,6 kN	1800 kg	90 kg	18,2 kg		✗		2 h	371 zł

55	SANTAMO <b>AUTOMAT</b>	5 doors, VAN	e20*94/20*1016*00	since 1999	Z 24A	37151	9,6 kN	1800 kg	90 kg	19,2 kg		✂		2 h	585 zł
56	SANTA FE	5 doors	e20*94/20*0297*00	2000 / 2005	J 42	22119	11,82 kN	2300 kg	92 kg	21,0 kg	✓	✂		1,5 h	422 zł
57	SANTA FE <b>AUTOMAT</b>	5 doors	e20*94/20*0296*00	2000 / 2005	J 42A	23116	11,82 kN	2300 kg	92 kg	22,0 kg	✓	✂		1,5 h	636 zł
58	SANTA FE	5 doors	e20*94/20*0120*00	since 2006	J 54	22188	11,6 kN	2200 kg	88 kg	19,4 kg	✓	✂		2 h	468 zł
59	SANTA FE <b>AUTOMAT</b>	5 doors	e20*94/20*0121*00	since 2006	J 54A	23185	11,6 kN	2200 kg	88 kg	20,4 kg	✓	✂		2 h	682 zł
60	SONATA	4 doors, (J2)	E20 55R-01 1770	2001 / 2004	J 50	22126	9,07 kN	1700 kg	75 kg	17,4 kg	✓	✂		2 h	303 zł
61	SONATA <b>AUTOMAT</b>	4 doors, (J2)	E20 55R-01 1771	2001 / 2004	J 50A	23123	9,07 kN	1700 kg	75 kg	18,4 kg	✓	✂		2 h	517 zł
62	SONATA	4 doors	E20 55R-01 1818	since 04.2005	J 51	22133	9,07 kN	1700 kg	75 kg	19,2 kg	✓	✂		3 h	351 zł
63	SONATA <b>AUTOMAT</b>	4 doors	E20 55R-01 1819	since 04.2005	J 51A	23130	9,07 kN	1700 kg	75 kg	20,2 kg	✓	✂		3 h	565 zł

Lp.	TYPE OF CAR	MODEL	NUMBER OF HOMOLOGATION	YEAR OF CAR PRODUCTION	CAT. NO.	CODE	D	Max towing weight	Max vertical load	Towbar weight	Remove bumper	Bumper cut-out	Ball type	Time of installation	Price netto PLN
-----	-------------	-------	------------------------	------------------------	----------	------	---	-------------------	-------------------	---------------	---------------	----------------	-----------	----------------------	-----------------



















### HYUNDAI


64	TERRACAN	(HP1)	E20 55R-01 1830	2001 / 2007	J 43	22140	13,8 kN	2800 kg	115 kg	22,3 kg				1,5 h	460 zł
65	TERRACAN AUTOMAT	(HP1)	E20 55R-01 1831	2001 / 2007	J 43A	23147	13,8 kN	2800 kg	115 kg	23,3 kg				1,5 h	674 zł
66	TRAJET	5 doors., VAN (F0)	E20-55R-01 1248	since 2000	J 47	22157	10,75 kN	1950 kg	80 kg	21,6 kg		✗		2 h	486 zł
67	TRAJET AUTOMAT	5 doors., VAN (F0)	e20*94/20*1017*00	since 2000	J 47A	23154	10,75 kN	1950 kg	80 kg	22,6 kg		✗		2 h	700 zł
68	TUCSON		e20*94/20*0215*00	since 2004	T 45	25165	10,3 kN	2000 kg	80 kg	25,1 kg	✓	✗		3 h	426 zł
69	TUCSON AUTOMAT		E20-55R-01 1603	since 2004	T 45A	27169	10,3 kN	2000 kg	80 kg	26,1 kg	✓	✗		3 h	640 zł





























### ISUZU






1	D-MAX		e20*94/20*0713*00	since 2007	IS 01	73005	14,6 kN	3000 kg	120 kg	27,4 kg	✓			2 h	550 zł
2	D-MAX	tubular bumper	e20*94/20*1277*00	since 2007	IS 02	73012	14,6 kN	3000 kg	120 kg	19,5 kg	✓			1,5 h	550 zł





























### JEEP

1	CHEROKEE	(XJ)	e20*94/20*0323*00	02.1997 / 08.2001	JP 01	24007	13,0 kN	3300 kg	100 kg	18,9 kg				1,5 h	401 zł
2	CHEROKEE	(KJ)	e20*94/20*0315*00	09.2001 / 2007	JP 02	24014	14,4 kN	3500 kg	100 kg	23,1 kg				1,5 h	454 zł
3	CHEROKEE	(KK)	e20*94/20*0556*00	since 2007	JP 08	24076	15,2 kN	3500 kg	350 kg	23,6 kg	✓	✗		1,5 h	470 zł
4	COMMANDER	(XH)	e20*94/20*0062*00	05.2006 / 03.2011	JP 06	24052	15,2 kN	3500 kg	140 kg	9,3 kg	✓	✗		1,5 h	223 zł
5	COMMANDER AUTOMAT	(XH)	e20*94/20*0063*00	05.2006 / 03.2011	JP 06A	24557	15,2 kN	3500 kg	140 kg	10,3 kg	✓	✗		1,5 h	437 zł
6	COMPASS	(MK)	e20*94/20*0433*00	since 2006	JP 07	24069	9,0 kN	1500 kg	105 kg	13,0 kg		✗		1 h	402 zł
7	COMPASS AUTOMAT	(MK)	e20*94/20*0434*00	since 2006	JP 07A	24564	9,0 kN	1500 kg	105 kg	14,0 kg		✗		1 h	616 zł
8	GRAND CHEROKEE	(ZG)	E20-55R-01 1149	1992 / 02.1999	JP 03	24021	14,28 kN	3500 kg	125 kg	20,1 kg				1,5 h	422 zł
9	GRAND CHEROKEE	(WJ/WG)	E20-55R-01 1137	03.1999 / 2004	JP 04	24038	14,3 kN	3500 kg	140 kg	23,6 kg		✗		1,5 h	461 zł
10	GRAND CHEROKEE AUTOMAT	(WJ/WG)	e20*94/20*1018*00	03.1999 / 2004	JP 04A	24533	14,3 kN	3500 kg	140 kg	24,6 kg		✗		1,5 h	675 zł
11	GRAND CHEROKEE	(WH)	e20*94/20*0062*00	06.2005 / 03.2011	JP 06	24052	15,2 kN	3500 kg	140 kg	9,3 kg	✓	✗		1,5 h	223 zł
12	GRAND CHEROKEE AUTOMAT	(WH)	e20*94/20*0063*00	06.2005 / 03.2011	JP 06A	24557	15,2 kN	3500 kg	140 kg	10,3 kg	✓	✗		1,5 h	437 zł
13	GRAND CHEROKEE		e20*94/20*1546*00	since 04.2011	JP 10	24090	16,2 kN	3500 kg	175 kg	18,8 kg	✓			2 h	420 zł
14	GRAND CHEROKEE AUTOMAT		e20*94/20*1547*00	since 04.2011	JP 10A	24595	16,2 kN	3500 kg	175 kg	19,8 kg	✓			2 h	634 zł
15	PATRIOT	(PK)	e20*94/20*0433*00	since 2007	JP 07	24069	9,0 kN	1500 kg	105 kg	13,0 kg		✗		1 h	402 zł
16	PATRIOT AUTOMAT	(PK)	e20*94/20*0434*00	since 2007	JP 07A	24564	9,0 kN	1500 kg	105 kg	14,0 kg		✗		1 h	616 zł
17	WRANGLER	(TJ)	e20*94/20*0334*00	08.1996 / 03.2007	JP 05	24045	9,8 kN	2000 kg	80 kg	18,8 kg				2 h	401 zł
18	WRANGLER	(JK)	e20*94/20*0768*00	since 2006	JP 09	24083	15,33 kN	3100 kg	160 kg	10,8 kg	✓			1 h	200 zł






19	WRANGLER <b>AUTOMAT</b>	(JK)	e20*94/20*0769*00	since 2006	<b>JP 09A</b>	<b>24588</b>	15,33 kN	3100 kg	160 kg	11,8 kg	✔		1 h	414 zł
----	-------------------------	------	-------------------	------------	---------------	--------------	----------	---------	--------	---------	---	--	-----	--------

Lp.	TYPE OF CAR	MODEL	NUMBER OF HOMOLOGATION	YEAR OF CAR PRODUCTION	CAT. NO.	CODE	D	Max towing weight	Max vertical load	Towbar weight	Remove bumper	Bumper cut-out	Ball type	Time of installation	Price netto PLN
<b>KIA</b>															
1	CARENS		E20-55R-01 1369	09.2001 / 10.2006	T 43	25004	7,6 kN	1250 kg	75 kg	13,7 kg	✓	✗		2 h	395 zł
2	CARENS AUTOMAT		e20*94/20*1019*00	09.2001 / 10.2006	T 43A	27008	7,6 kN	1250 kg	75 kg	14,7 kg	✓	✗		2 h	609 zł
3	CARENS		e20*94/20*0413*00	since 2006	T 54	25226	8,91 kN	1500 kg	75 kg	17,7 kg	✓	✗		2 h	399 zł
4	CARENS AUTOMAT		e20*94/20*0414*00	since 2006	T 54A	27220	8,91 kN	1500 kg	75 kg	18,7 kg	✓	✗		2 h	613 zł
5	CARNIVAL		e20*94/20*0289*00	1997 / 12.1999	T 14	25011	11,6 kN	2000 kg	80 kg	15,7 kg	✓	✗		2 h	327 zł
6	CARNIVAL AUTOMAT		e20*94/20*0290*00	1997 / 12.1999	T 14A	27015	11,6 kN	2000 kg	80 kg	16,7 kg	✓	✗		2 h	541 zł
7	CARNIVAL		E20-55R-01 1283	01.2000 / 07.2001	T 16	25028	11,33 kN	2000 kg	80 kg	18,3 kg	✓	✗		2 h	351 zł
8	CARNIVAL AUTOMAT		e20*94/20*1020*00	01.2000 / 07.2001	T 16A	27022	11,33 kN	2000 kg	80 kg	19,3 kg	✓	✗		2 h	565 zł
9	CARNIVAL		E20-55R-01 1283	08.2001 / 12.2005	T 16	25028	11,33 kN	2000 kg	80 kg	18,3 kg	✓	✗		2 h	351 zł
10	CARNIVAL AUTOMAT		e20*94/20*1020*00	08.2001 / 12.2005	T 16A	27022	11,33 kN	2000 kg	80 kg	19,3 kg	✓	✗		2 h	565 zł
11	CARNIVAL	VQ (MB)	e20*94/20*0510*00	since 05.2006	T 55	25233	11,9 kN	2000 kg	85 kg	23,7 kg	✓	✗		1,5 h	570 zł
12	CARNIVAL AUTOMAT	VQ (MB)	e20*94/20*0511*00	since 05.2006	T 55A	27244	11,9 kN	2000 kg	85 kg	24,7 kg	✓	✗		1,5 h	784 zł
13	CARNIVAL AUTOMAT VERTICAL	VQ (MB)	e20*94/20*0836*00	since 05.2006	T 55V	27992	11,9 kN	2000 kg	85 kg	24,7 kg	✓	✗		1,5 h	1 220 zł
14	CEE'D	3/5 doors	e20*94/20*0280*00	2006 / 02.2012	T 52	25202	11,33 kN	2000 kg	75 kg	15,5 kg				2 h	382 zł
15	CEE'D AUTOMAT	3/5 doors	e20*94/20*0279*00	2006 / 02.2012	T 52A	27206	11,33 kN	2000 kg	75 kg	16,5 kg				2 h	596 zł
16	CEE'D	3/5 doors	e20*94/20*1613*00	since 06.2012	J 65	22300	8,3 kN	1500 kg	75 kg	17,1 kg		✗		2 h	420 zł
17	CEE'D AUTOMAT	3/5 doors	e20*94/20*1614*00	since 06.2012	J 65A	33307	8,3 kN	1500 kg	75 kg	18,1 kg		✗		2 h	634 zł
18	CEE'D SW	Kombi	e20*94/20*0337*00	since 2007	T 53	25219	8,85 kN	1600 kg	75 kg	18,5 kg				1 h	403 zł
19	CEE'D SW AUTOMAT	Kombi	e20*94/20*0338*00	since 2007	T 53A	27213	8,85 kN	1600 kg	75 kg	19,5 kg				1 h	617 zł
20	CERATO	4/5 doors	E20-55R-01 1813	2004 / 2008	T 47	25035	8,0 kN	1450 kg	56 kg	14,0 kg	✓	✗		2 h	303 zł
21	CERATO AUTOMAT	4/5 doors	E20-55R-01 1812	2004 / 2008	T 47A	27039	8,0 kN	1450 kg	56 kg	15,0 kg	✓	✗		2 h	517 zł
22	CLARUS	4 doors	e20*94/20*0613*00	1996 / 01.1999	T 07	25059	8,4 kN	1650 kg	75 kg	22,5 kg	✓	✗		2 h	419 zł
23	CLARUS AUTOMAT	4 doors	e20*94/20*0614*00	1996 / 01.1999	T 07A	27053	8,4 kN	1650 kg	75 kg	23,5 kg	✓	✗		2 h	633 zł
24	K 2500 / 2700 / FRONTIERS	open loading platform	E20-55R-01 1564	since 1998	T 23	25066	9,7 kN	1400 kg	75 kg	18,5 kg				1,5 h	410 zł
25	K 2900	open loading platform	e20*94/20*0491*00	since 2008	T 56	25240	9,7 kN	1400 kg	75 kg	23,1 kg				1,5 h	500 zł
26	PICANTO	3/5 doors	e20*94/20*0212*00	2003 / 04.2011	T 46	25080	5,0 kN	700 kg	700 kg	14,7 kg	✓	✗		3 h	303 zł
27	PICANTO AUTOMAT	3/5 doors	E20-55R-01 1606	2003 / 04.2011	T 46A	27084	5,0 kN	700 kg	700 kg	15,7 kg	✓	✗		3 h	517 zł
28	PICANTO		e20*94/20*1524*00	since 05.2011	T 61	25295	5,5 kN	700 kg	28 kg					2 h	303 zł

29	PICANTO AUTOMAT		e20*94/20*1525*00	since 05.2011	T 61A	27282	5,5 kN	700 kg	28 kg					2 h	517 zł
30	PREGIO	fourgon	e20*94/20*0548*00	since 1997	T 12	25097	9,73 kN	1500 kg	70 kg	25,1 kg	✓			2 h	483 zł
31	PRIDE	Kombi	e20*94/20*0609*00	1998 / 2000	T 01	25103	5,04 kN	850 kg	50 kg	14,8 kg	✓			2 h	303 zł
32	R I O	5 doors	E20-55R-01 1403	2000 / 2005	T 39	25110	6,4 kN	1100 kg	50 kg	21,5 kg	✓	✂		2 h	432 zł
33	R I O AUTOMAT	5 doors	e20*94/20*1021*00	2000 / 2005	T 39A	27114	6,4 kN	1100 kg	50 kg	22,5 kg	✓	✂		2 h	646 zł




Lp.	TYPE OF CAR	MODEL	NUMBER OF HOMOLOGATION	YEAR OF CAR PRODUCTION	CAT. NO.	CODE	D	Max towing weight	Max vertical load	Towbar weight	Remove bumper	Bumper cut-out	Ball type	Time of installation	Price netto PLN
<b>KIA</b>															
34	RIO	4 doors	e20*94/20*0068*00	2005 / 2008	T 48	25172	6,4 kN	1100 kg	50 kg	14,5 kg				2 h	376 zł
35	RIO AUTOMAT	4 doors	e20*94/20*0069*00	2005 / 2008	T 48A	27176	6,4 kN	1100 kg	50 kg	15,5 kg				2 h	590 zł
36	RIO	5 doors	e20*94/20*0168*00	09.2005 / 09.2009	T 50	25189	6,4 kN	1100 kg	50 kg	13,6 kg	✓			2 h	376 zł
37	RIO AUTOMAT	5 doors	e20*94/20*0167*00	09.2005 / 09.2009	T 50A	27183	6,4 kN	1100 kg	50 kg	14,6 kg	✓			2 h	590 zł
38	RIO	5 doors	e20*94/20*1301*00	10.2009 / 05.2011	T 60	25288	6,5 kN	1100 kg	60 kg	13,4 kg	✓	✗		1,5 h	376 zł
39	RIO AUTOMAT	5 doors	e20*94/20*1302*00	10.2009 / 05.2011	T 60A	27275	6,5 kN	1100 kg	60 kg	14,4 kg	✓	✗		1,5 h	590 zł
40	RIO	5 doors	e20*94/20*1522*00	since 06.2011	T 62	25301	7,78 kN	1200 kg	75 kg	15,4 kg				1,5 h	396 zł
41	RIO AUTOMAT	5 doors	e20*94/20*1523*00	since 06.2011	T 62A	27299	7,87 kN	1200 kg	75 kg	16,4 kg				1,5 h	610 zł
42	SEPHIA	4/5 doors	e20*94/20*0611*00	01.1993 / 1998	T 44	25127	7,38 kN	1450 kg	50 kg	15,8 kg	✓	✗		2 h	343 zł
43	SEPHIA AUTOMAT	4/5 doors	e20*94/20*0612*00	01.1993 / 1998	T 44A	27121	7,38 kN	1450 kg	50 kg	16,8 kg	✓	✗		2 h	557 zł
44	SEPHIA II	4 doors	E20-55R-01 1402	1998 / 04.2001	T 06	25134	7,6 kN	1350 kg	50 kg	17,9 kg	✓	✗		2 h	401 zł
45	SEPHIA II AUTOMAT	4 doors	e20*94/20*1022*00	1998 / 04.2001	T 06A	27138	7,6 kN	1350 kg	50 kg	18,9 kg	✓	✗		2 h	615 zł
46	SHUMA II	5 doors	E20-55R-01 1402	1998 / 04.2001	T 06	25134	7,6 kN	1350 kg	50 kg	17,9 kg	✓	✗		2 h	401 zł
47	SHUMA II AUTOMAT	5 doors	e20*94/20*1022*00	1998 / 04.2001	T 06A	27138	7,6 kN	1350 kg	50 kg	18,9 kg	✓	✗		2 h	615 zł
48	SORENTO	5 doors, (BL)	E20-55R-01 1462	2002 / 06. 2006	T 41	25141	13,22 kN	2800 kg	112 kg	22,1 kg	✓	✗		2 h	476 zł
49	SORENTO AUTOMAT	5 doors, (BL)	e20*94/20*1023*00	2002 / 06. 2006	T 41A	27145	13,22 kN	2800 kg	112 kg	23,1 kg	✓	✗		2 h	690 zł
50	SORENTO	5 doors, (JC)	e20*94/20*0329*00	07.2006 / 10.2009	T 51	25196	14,9 kN	3500 kg	140 kg	24,6 kg	✓	✗		2 h	494 zł
51	SORENTO AUTOMAT	5 doors, (JC)	e20*94/20*1024*00	07.2006 / 10.2009	T 51A	27190	14,9 kN	3500 kg	140 kg	25,6 kg	✓	✗		2 h	708 zł
52	SORENTO	5 doors., (XM)	e20*94/20*1230*00	since 10.2009	T 59	25271	12,64 kN	2500 kg	100 kg	20,0 kg	✓	✗		2 h	485 zł
53	SORENTO AUTOMAT	5 doors., (XM)	e20*94/20*1231*00	since 10.2009	T 59A	27268	12,64 kN	2500 kg	100 kg	21,0 kg	✓	✗		2 h	699 zł
54	SORENTO AUTOMAT VERTICAL	5 doors., (XM)	e20*94/20*1232*00	since 10.2009	T 59V	27978	12,64 kN	2500 kg	100 kg	21,0 kg	✓	✗		2 h	1 135 zł
55	SOUL		e20*94/20*0694*00	2009 / 2011	T 57	25257	7,4 kN	1300 kg	52 kg	18,3 kg				1,5 h	360 zł
56	SOUL AUTOMAT		e20*94/20*0695*00	2009 / 2011	T 57A	27237	7,4 kN	1300 kg	52 kg	19,3 kg				1,5 h	574 zł
57	SOUL		e20*94/20*1651*00	since 2012	T 63	25318	7,99 kN	1400 kg	75 kg					1,5 h	380 zł
58	SOUL AUTOMAT		e20*94/20*1652*00	since 2012	T 63A	27305	7,99 kN	1400 kg	75 kg					1,5 h	594 zł
59	SOUL AUTOMAT VERTICAL		e20*94/20*1653*00	since 2012	T 63V	27961	7,99 kN	1400 kg	75 kg					1,5 h	1 030 zł
60	SPORTAGE	5 doors, 4 Wheel Drive	e20*94/20*0302*00	1994 / 2004	T 10	25158	9,89 kN	2000 kg	75 kg	18,4 kg				2 h	368 zł
61	SPORTAGE AUTOMAT	5 doors, 4 Wheel Drive	e20*94/20*0303*00	1994 / 2004	T 10A	27152	9,89 kN	2000 kg	75 kg	19,4 kg				2 h	582 zł







62	SPORTAGE	KM (JE)	e20*94/20*0215*00	2004 / 07.2010	T 45	25165	10,3 kN	2000 kg	80 kg	25,1 kg	✓	✂		3 h	426 zł
63	SPORTAGE AUTOMAT	KM (JE)	E20-55R-01 1603	2004 / 07.2010	T 45A	27169	10,3 kN	2000 kg	80 kg	26,1 kg	✓	✂		3 h	640 zł
64	SPORTAGE		e20*94/20*1124*00	since 08.2010	J 60	22249	10,14 kN	2000 kg	80 kg	15,5 kg		✂		1,5 h	417 zł
65	SPORTAGE AUTOMAT		e20*94/20*1125*00	since 08.2010	J 60A	23246	10,14 kN	2000 kg	80 kg	16,5 kg		✂		1,5 h	631 zł
66	SPORTAGE AUTOMAT VERTICAL		e20*94/20*1126*00	since 08.2010	J 60V	23987	10,14 kN	2000 kg	80 kg	16,5 kg		✂		1,5 h	1 067 zł

Lp.	TYPE OF CAR	MODEL	NUMBER OF HOMOLOGATION	YEAR OF CAR PRODUCTION	CAT. NO.	CODE	D	Max towing weight	Max vertical load	Towbar weight	Remove bumper	Bumper cut-out	Ball type	Time of installation	Price netto PLN
-----	-------------	-------	------------------------	------------------------	----------	------	---	-------------------	-------------------	---------------	---------------	----------------	-----------	----------------------	-----------------




### KIA

67	VENGA		e20*94/20*1193*00	since 2009	T 58	25264	7,65 kN	1300 kg	75 kg	18,9 kg	✓	✗		1,5 h	370 zł
68	VENGA AUTOMAT		e20*94/20*1194*00	since 2009	T 58A	27251	7,65 kN	1300 kg	75 kg	19,9 kg	✓	✗		1,5 h	584 zł
69	VENGA AUTOMAT VERTICAL		e20*94/20*1195*00	since 2009	T 58V	27985	7,65 kN	1300 kg	75 kg	19,9 kg	✓	✗		1,5 h	1 020 zł



### LAND ROVER

1	FREELANDER		E20-55R-01 1105	1998 / 2007	LN 01	28005	10,0 kN	2000 kg	140 kg	15,6 kg				1,5 h	366 zł
2	FREELANDER AUTOMAT		e20*94/20*1025*00	1998 / 2007	LN 01A	28104	10,0 kN	2000 kg	140 kg	16,6 kg				1,5 h	580 zł
3	FREELANDER 2		e20*94/20*0521*00	since 2007	LN 02	28012	11,0 kN	2300 kg	150 kg	16,4 kg	✓	✗		1,5 h	400 zł
4	FREELANDER 2 AUTOMAT		e20*94/20*0522*00	since 2007	LN 02A	28111	11,0 kN	2300 kg	150 kg	17,4 kg	✓	✗		1,5 h	614 zł













### LEXUS




























1	RX 300	(single exhaust pipe)	e20*94/20*0026*00	2000 / 2002	0 62	63327	11,0 kN	2200 kg	75 kg	20,2 kg		✗		2,5 h	351 zł
2	RX 300 AUTOMAT	(single exhaust pipe)	e20*94/20*0027*00	2000 / 2002	0 62A	66328	11,0 kN	2200 kg	75 kg	21,2 kg		✗		2,5 h	565 zł
3	RX 350, RX 450H AUTOMAT VERTICAL		e20*94/20*1307*00	since 2009	0 80V	66984	11,86 kN	2100 kg	85 kg	26,0 kg	✓	✗		2 h	1 240 zł





### ŁADA
























1	GAZELA	fourgon	E20 55R-01 1799		N 09	29033	10,3 kN	1500 kg	75 kg	19,2 kg				2 h	386 zł
2	NIVA	3 doors	E20 55R-01 1050	since 1976	N 04	29040	9,2 kN	1900 kg	75 kg	18,1 kg	✓			2 h	325 zł


### MAZDA





























1	121	3 doors, (JASM / JBSM)	E20-55R-01 0880	02.1996 / 12.2001	C 002	17115	5,78 kN	950 kg	50 kg	13,0 kg				1 h	284 zł
2	121 AUTOMAT	3 doors, (JASM / JBSM)	e20*94/20*0922*00	02.1996 / 12.2001	C 002A	19119	5,78 kN	950 kg	50 kg	14,0 kg				1 h	498 zł
3	2		e20*94/20*0441*00	02.2002 / 09.2007	M 53	30114	5,7 kN	950 kg	50 kg	14,2 kg	✓	✗		1,5 h	427 zł
4	2 AUTOMAT		e20*94/20*0442*00	02.2002 / 09.2007	M 53A	31609	5,7 kN	950 kg	50 kg	15,2 kg	✓	✗		1,5 h	641 zł
5	2		e20*94/20*0646*00	since 10.2007	M 55	30138	7,0 kN	1230 kg	80 kg	12,3 kg	✓			2 h	268 zł
6	2 AUTOMAT		e20*94/20*0647*00	since 10.2007	M 55A	31623	7,0 kN	1230 kg	80 kg	13,3 kg	✓			2 h	482 zł
7	323	4 doors	E20-55R-01 1790	09.1998 / 12.2001	M 46	30008	8,2 kN	1600 kg	75 kg	15,9 kg	✓	✗		2 h	287 zł
8	323 AUTOMAT	4 doors	E20-55R-01 1789	09.1998 / 12.2001	M 46A	31500	8,2 kN	1600 kg	75 kg	16,9 kg	✓	✗		2 h	501 zł
9	323 F	5 doors	e20*94/20*0061*00	09.1998 / 12.2001	M 50	30084	8,4 kN	1600 kg	75 kg	15,9 kg	✓	✗		2,5 h	287 zł
10	323 F AUTOMAT	5 doors	e20*94/20*0060*00	09.1998 / 12.2001	M 50A	31586	8,4 kN	1600 kg	75 kg	16,9 kg	✓	✗		2,5 h	501 zł
11	323 F	5 doors	e20*94/20*0061*00	2002 / 09.2003	M 50	30084	8,4 kN	1600 kg	75 kg	15,9 kg	✓	✗		2,5 h	287 zł
12	323 F AUTOMAT	5 doors	e20*94/20*0060*00	2002 / 09.2003	M 50A	31586	8,4 kN	1600 kg	75 kg	16,9 kg	✓	✗		2,5 h	501 zł


Lp.	TYPE OF CAR	MODEL	NUMBER OF HOMOLOGATION	YEAR OF CAR PRODUCTION	CAT. NO.	CODE	D	Max towing weight	Max vertical load	Towbar weight	Remove bumper	Bumper cut-out	Ball type	Time of installation	Price netto PLN
<b>MAZDA</b>															
13	3	3/5 doors, Sport Active	e20*94/20*1573*00	since 10.2003	M 59	30176	8,7 kN	1500 kg	75 kg	17,6 kg	✓			1 h	429 zł
14	3	<b>AUTOMAT</b>	e20*94/20*1574*00	since 10.2003	M 59A	31661	8,7 kN	1500 kg	75 kg	18,6 kg	✓			1 h	643 zł
15	3	4 doors	e20*94/20*0425*00	2003 / 2009	M 52	30107	8,7 kN	1500 kg	75 kg	17,6 kg	✓	✗		1 h	429 zł
16	3	<b>AUTOMAT</b>	e20*94/20*0426*00	2003 / 2009	M 52A	31517	8,7 kN	1500 kg	75 kg	18,6 kg	✓	✗		1 h	643 zł
17	3	4 doors	e20*94/20*0906*00	since 02.2009	M 57	30152	9,31 kN	1800 kg	75 kg	17,6 kg	✓			1,5 h	429 zł
18	3	<b>AUTOMAT</b>	e20*94/20*0907*00	since 02.2009	M 57A	31647	9,31 kN	1800 kg	75 kg	18,6 kg	✓			1,5 h	643 zł
19	3	<b>AUTOMAT VERTICAL</b>	e20*94/20*0908*00	since 02.2009	M 57V	31982	9,31 kN	1800 kg	75 kg	18,6 kg	✓			1,5 h	1 079 zł
20	5	5 doors, VAN	e20*94/20*0226*00	2005 / 02.2008	M 51	30091	9,3 kN	1600 kg	75 kg	13,7 kg	✓	✗		2 h	408 zł
21	5	<b>AUTOMAT</b>	e20*94/20*0227*00	2005 / 02.2008	M 51A	31593	9,3 kN	1600 kg	75 kg	14,7 kg	✓	✗		2 h	622 zł
22	626	4/5 doors	e20*94/20*0598*00	08.1991 / 03.1997	M 11	30022	9,1 kN	1700 kg	70 kg	16,0 kg	✓			2 h	346 zł
23	626	<b>AUTOMAT</b>	e20*94/20*0599*00	08.1991 / 03.1997	M 11A	31524	9,1 kN	1700 kg	70 kg	17,0 kg	✓			2 h	560 zł
24	626	4/5 doors	E20-55R-01 1338	07.1997 / 06.2002	M 44	30039	8,89 kN	1800 kg	75 kg	19,2 kg	✓	✗		3 h	391 zł
25	626	<b>AUTOMAT</b>	e20*94/20*1026*00	07.1997 / 06.2002	M 44A	31531	8,89 kN	1800 kg	75 kg	20,2 kg	✓	✗		3 h	605 zł
26	626	Kombi	e20*94/20*1169*00	1988 / 1996	M 47	30046	8,7 kN	1300 kg	75 kg	15,7 kg	✓			2 h	323 zł
27	626	<b>AUTOMAT</b>	e20*94/20*1170*00	1988 / 1996	M 47A	31548	8,7 kN	1300 kg	75 kg	16,7 kg	✓			2 h	537 zł
28	626 GW	Kombi	e20*94/20*0563*00	03.1998 / 06.2002	M 54	30121	9,3 kN	1800 kg	75 kg	17,3 kg	✓	✗		2 h	420 zł
29	626 GW	<b>AUTOMAT</b>	e20*94/20*0564*00	03.1998 / 06.2002	M 54A	31616	9,3 kN	1800 kg	75 kg	18,3 kg	✓	✗		2 h	634 zł
30	6	4/5 doors, (GG)	E20-55R-01 0921	01.2003 / 01.2008	M 49	30053	8,7 kN	1600 kg	75 kg	18,9 kg	✓	✗		3 h	427 zł
31	6	<b>AUTOMAT</b>	e20*94/20*1028*00	01.2003 / 01.2008	M 49A	31555	8,7 kN	1600 kg	75 kg	19,9 kg	✓	✗		3 h	641 zł
32	6	4/5 doors	e20*94/20*0900*00	since 2008	M 56	30145	9,5 kN	1600 kg	75 kg	14,7 kg	✓	✗		1,5 h	427 zł
33	6	<b>AUTOMAT</b>	e20*94/20*0901*00	since 2008	M 56A	31630	9,5 kN	1600 kg	75 kg	15,7 kg	✓	✗		1,5 h	641 zł
34	6	<b>AUTOMAT VERTICAL</b>	e20*94/20*0902*00	since 2008	M 56V	31999	9,5 kN	1600 kg	75 kg	15,7 kg	✓	✗		1,5 h	1 077 zł
35	6	Kombi, (GY)	e20*94/20*0030*00	01.2003 / 01.2008	M 48	30060	8,7 kN	1600 kg	75 kg	12,3 kg	✓	✗		3 h	454 zł
36	6	<b>AUTOMAT</b>	e20*94/20*1029*00	01.2003 / 01.2008	M 48A	31562	8,7 kN	1600 kg	75 kg	13,3 kg	✓	✗		3 h	668 zł
37	CX-7		e20*94/20*1101*00	since 10.2007	M 58	30169	10,01 kN	1900 kg	85 kg	19,8 kg	✓	✗		2 h	461 zł
38	CX-7	<b>AUTOMAT</b>	e20*94/20*1102*00	since 10.2007	M 58A	31654	10,01 kN	1900 kg	85 kg	20,8 kg	✓	✗		2 h	675 zł
39	CX-7	<b>AUTOMAT VERTICAL</b>	e20*94/20*1103*00	since 10.2007	M 58V	31975	10,01 kN	1900 kg	85 kg	20,8 kg	✓	✗		2 h	1 111 zł

Lp.	TYPE OF CAR	MODEL	NUMBER OF HOMOLOGATION	YEAR OF CAR PRODUCTION	CAT. NO.	CODE	D	Max towing weight	Max vertical load	Towbar weight	Remove bumper	Bumper cut-out	Ball type	Time of installation	Price netto PLN
<b>MAZDA</b>															
40	PREMACY	5 doors, VAN	E20-55R-01 1337	10.1999 / 2005	M 43	30077	8,4 kN	1600 kg	50 kg	15,8 kg	✓	✗		2,5 h	336 zł
41	PREMACY AUTOMAT	5 doors, VAN	e20*94/20*1030*00	10.1999 / 2005	M 43A	31579	8,4 kN	1600 kg	50 kg	16,8 kg	✓	✗		2,5 h	550 zł
42	TRIBUTE	5 doors	E20-55R-01 1501	since 03.2004	C 45	17238	10,0 kN	2000 kg	75 kg	19,1 kg	✓	✗		3 h	422 zł
43	TRIBUTE AUTOMAT	5 doors	e20*94/20*0930*00	since 03.2004	C 45A	19232	10,0 kN	2000 kg	75 kg	20,1 kg	✓	✗		3 h	636 zł

<b>MERCEDES</b>															
1	124	4 doors, Kombi, Coupe, Cabrio	E20-55R-01 1339	1985 / 05.1995	D 02	32026	9,8 kN	1900 kg	75 kg	16,8 kg	✓			2 h	304 zł
2	124	4 doors, Kombi, Coupe, Cabrio	e20*94/20*1031*00	1985 / 05.1995	D 02A	34020	9,8 kN	1900 kg	75 kg	17,8 kg	✓			2 h	518 zł
3	190	4 doors, Coupe, Cabrio	E20-55R-01 1029	1983 / 09.1988	D 04	32040	8,7 kN	1500 kg	75 kg	17,6 kg	✓	✗		2 h	322 zł
4	190	4 doors, Coupe, Cabrio	E20-55R-01 1029	10.1988 / 09.1993	D 04	32040	8,7 kN	1500 kg	75 kg	17,6 kg	✓	✗		2 h	322 zł
5	207, 208, 209, 210	fourgon	e20*94/20*0392*00	1977 / 1995	D 05	32057	13,8 kN	2000 kg	100 kg	13,4 kg				1,5 h	303 zł
6	G-klasse	230-300 GE, 250-300 GD (Jeep)	e20*94/20*0624*00	since 1990	D 25	32071	13,6 kN	3500 kg	120 kg	11,6 kg				1 h	262 zł
7	GLK		e20*94/20*1327*00	since 10.2008	D 41	32323	11,2 kN	2100 kg	80 kg	21,2 kg	✓	✗		2 h	532 zł
8	GLK AUTOMAT		e20*94/20*1326*00	since 10.2008	D 41A	34310	11,2 kN	2100 kg	80 kg	22,2 kg	✓	✗		2 h	746 zł
9	GLK AUTOMAT VERTICAL		e20*94/20*1328*00	since 10.2008	D 41V	34976	11,2 kN	2100 kg	80 kg	22,2 kg	✓	✗		2 h	1 182 zł
10	SPRINTER	3,05m, furgon, without step board	E20-55R-01 1543	1995 / 03.2006	D 12	32088	15,3 kN	2800 kg	100 kg	19,7 kg				1,5 h	441 zł
11	SPRINTER	3,55/4,025m, furgon, without step board, single wheels	E20-55R-01 0735	1995 / 03.2006	D 13	32095	13,7 kN	2800 kg	100 kg	16,8 kg				1,5 h	382 zł
12	SPRINTER	3,55/4,025m furgon, with step board, single wheels	E20-55R-01 0895	1995 / 03.2006	D 19	32101	13,75 kN	2800 kg	100 kg	19,1 kg				1,5 h	422 zł
13	SPRINTER	4,025m, furgon, without step board, double wheels	E20-55R-01 0735	1995 / 03.2006	D 13	32095	13,7 kN	2800 kg	100 kg	16,8 kg				1,5 h	382 zł
14	SPRINTER	3,05/3,55/4,025m, open loading platform, double wheels	e20*94/20*0475*00	1995 / 03.2006	D 15	32118	15,26 kN	2800 kg	100 kg	22,8 kg				1,5 h	480 zł
15	SPRINTER	3,55/4,025m, open loading platform, single wheels	e20*94/20*0496*00	1995 / 03.2006	D 17	32262	15,3 kN	2800 kg	100 kg	15,4 kg				1 h	455 zł
16	SPRINTER	3,25/3,665/4,325m, furgon, with step board, single wheels	e20*94/20*0208*01	since 04.2006	D 34	32248	16,0 kN	3500 kg	150 kg	26,6 kg				2 h	616 zł
17	SPRINTER	3,25/3,665/4,325m, furgon, with step board, single wheels	e20*94/20*0145*01	since 04.2006	D 35	32255	16,0 kN	3500 kg	150 kg	19,7 kg				1,5 h	498 zł
18	SPRINTER	3,25/3,665/4,325m, open loading platform, single wheels	e20*94/20*0145*01	since 04.2006	D 35	32255	16,0 kN	3500 kg	150 kg	19,7 kg				1,5 h	498 zł
19	SPRINTER	5 ton, open loading platform, double wheels	e20*94/20*0512*00	since 2006	D 40	32316	20,2 kN	3500 kg	140 kg	18,8 kg	✓			2 h	526 zł
20	W 140	class S	e20*94/20*0622*00	1991 / 1999	D 26	32125	10,7 kN	2000 kg	75 kg	20,7 kg				3 h	368 zł
21	W 140 AUTOMAT	class S	e20*94/20*0623*00	1991 / 1999	D 26A	34129	10,7 kN	2000 kg	75 kg	21,7 kg				3 h	582 zł
22	W 220	class S	e20*94/20*0299*00	1999 / 2002	D 36	32279	12,3 kN	2100 kg	85 kg	21,3 kg	✓			3 h	500 zł
23	W 220 AUTOMAT	class S	e20*94/20*0298*00	1999 / 2002	D 36A	34273	12,3 kN	2100 kg	85 kg	22,3 kg	✓			3 h	714 zł




















24	W 163	class ML, with spare wheel under the car	<b>e20*94/20*0601*00</b>	1998 / 2005	<b>D 23</b>	<b>32132</b>	15,94 kN	3500 kg	100 kg	11,8 kg	✓		1,5 h	275 zł
----	-------	--	--------------------------	-------------	-------------	--------------	----------	---------	--------	---------	---	--	-------	--------

Lp.	TYPE OF CAR	MODEL	NUMBER OF HOMOLOGATION	YEAR OF CAR PRODUCTION	CAT. NO.	CODE	D	Max towing weight	Max vertical load	Towbar weight	Remove bumper	Bumper cut-out	Ball type	Time of installation	Price netto PLN
<b>MERCEDES</b>															
25	W 164	class ML	e20*94/20*0344*00	since 06.2005	D 37	32286	15,4 kN	3500 kg	140 kg	31,7 kg	✓	✗		2,5 h	561 zł
26	W 164 AUTOMAT	class ML	e20*94/20*0345*00	since 06.2005	D 37A	34280	15,4 kN	3500 kg	140 kg	32,7 kg	✓	✗		2,5 h	775 zł
27	W 168	class A, 5 doors	E20-55R-01 0796	10.1997 / 2004	D 28	32149	6,08 kN	1000 kg	50 kg	13,4 kg	✓	✗		2 h	373 zł
28	W 168 AUTOMAT	class A, 5 doors	e20*94/20*1032*00	10.1997 / 2004	D 28A	34143	6,08 kN	1000 kg	50 kg	14,4 kg	✓	✗		2 h	587 zł
29	W 169	class A, 3/5 doors	e20*94/20*0018*01	since 2004	D 32	32224	8,5 kN	1500 kg	80 kg	16,3 kg	✓	✗		2 h	373 zł
30	W 169 AUTOMAT	class A, 3/5 doors	e20*94/20*0019*01	since 2004	D 32A	34228	8,5 kN	1500 kg	80 kg	17,3 kg	✓	✗		2 h	587 zł
31	W 202	class C, 4 doors	e20*94/20*0656*00	11.1993 / 05.2002	D 14	32156	9,22 kN	1800 kg	75 kg	17,1 kg				2 h	323 zł
32	W 202 AUTOMAT	class C, 4 doors	e20*94/20*0657*00	11.1993 / 05.2002	D 14A	34150	9,22 kN	1800 kg	75 kg	18,1 kg				2 h	537 zł
33	S 202	class C, Kombi	e20*94/20*0656*00	11.1993 / 05.2002	D 14	32156	9,22 kN	1800 kg	75 kg	17,1 kg				2 h	323 zł
34	S 202 AUTOMAT	class C, Kombi	e20*94/20*0657*00	11.1993 / 05.2002	D 14A	34150	9,22 kN	1800 kg	75 kg	18,1 kg				2 h	537 zł
35	C 208	class C, CLK	e20*94/20*0656*00	11.1993 / 05.2002	D 14	32156	9,22 kN	1800 kg	75 kg	17,1 kg				2 h	323 zł
36	C 208 AUTOMAT	class C, CLK	e20*94/20*0657*00	11.1993 / 05.2002	D 14A	34150	9,22 kN	1800 kg	75 kg	18,1 kg				2 h	537 zł
37	W 203	class C, 4 doors	E20-55R-01 1114	06.2000 / 2007	D 29	32163	9,1 kN	1700 kg	75 kg	19,3 kg	✓			3 h	458 zł
38	W 203 AUTOMAT	class C, 4 doors	e20*94/20*0940*00	06.2000 / 2007	D 29A	34167	9,1 kN	1700 kg	75 kg	20,3 kg	✓			3 h	672 zł
39	W 203 AUTOMAT VERTICAL	class C, 4 doors	e20*94/20*0865*00	06.2000 / 2007	D 29V	34983	9,1 kN	1700 kg	75 kg	20,3 kg	✓			3 h	1 108 zł
40	S 203	class C, Kombi	E20-55R-01 1114	04.2001 / 2007	D 29	32163	9,1 kN	1700 kg	75 kg	19,3 kg	✓			3 h	458 zł
41	S 203 AUTOMAT	class C, Kombi	e20*94/20*0940*00	04.2001 / 2007	D 29A	34167	9,1 kN	1700 kg	75 kg	20,3 kg	✓			3 h	672 zł
42	S 203 AUTOMAT VERTICAL	class C, Kombi	e20*94/20*0865*00	04.2001 / 2007	D 29V	34983	9,1 kN	1700 kg	75 kg	20,3 kg	✓			3 h	1 108 zł
43	W 204	class C, 4 doors	e20*94/20*0419*00	since 03.2007	D 38	32293	10,2 kN	1800 kg	100 kg	19,8 kg	✓	✗		2 h	458 zł
44	W 204 AUTOMAT	class C, 4 doors	e20*94/20*0420*00	since 03.2007	D 38A	34297	10,2 kN	1800 kg	100 kg	20,8 kg	✓	✗		2 h	672 zł
45	S 204	class C, Kombi	e20*94/20*0419*00	since 11.2007	D 38	32293	10,2 kN	1800 kg	100 kg	19,8 kg	✓	✗		2 h	458 zł
46	S 204 AUTOMAT	class C, Kombi	e20*94/20*0420*00	since 11.2007	D 38A	34297	10,2 kN	1800 kg	100 kg	20,8 kg	✓	✗		2 h	672 zł
47	W 210	class E, 4 doors	e20*94/20*0658*00	06.1995 / 03.2002	D 22	32170	10,46 kN	2200 kg	75 kg	17,4 kg	✓	✗		2,5 h	373 zł
48	W 210 AUTOMAT	class E, 4 doors	e20*94/20*1033*00	06.1995 / 03.2002	D 22A	34174	10,46 kN	2200 kg	75 kg	18,4 kg	✓	✗		2,5 h	587 zł
49	S 210	class E, Kombi	E20-55R-01 1792	1996 / 03.2002	D 31	32187	11,5 kN	2200 kg	90 kg	16,4 kg				2 h	373 zł
50	S 210 AUTOMAT	class E, Kombi	E20-55R-01 1791	1996 / 03.2002	D 31A	34181	11,5 kN	2200 kg	90 kg	17,4 kg				2 h	587 zł
51	W 211	class E, 4 doors	e20*94/20*0101*00	2003 / 02.2009	D 33	32231	11,5 kN	2200 kg	88 kg	20,7 kg	✓			2 h	471 zł
52	W 211 AUTOMAT	class E, 4 doors	e20*94/20*0100*00	2003 / 02.2009	D 33A	34235	11,5 kN	2200 kg	88 kg	21,7 kg	✓			2 h	685 zł

53	W 211 <b>AUTOMAT VERTICAL</b>	class E, 4 doors	e20*94/20*0872*00	2003 / 02.2009	D 33V	34990	11,5 kN	2200 kg	88 kg	21,7 kg	✓		2 h	1 121 zł
----	-------------------------------	------------------	-------------------	----------------	-------	-------	---------	---------	-------	---------	---	--	-----	----------

Lp.	TYPE OF CAR	MODEL	NUMBER OF HOMOLOGATION	YEAR OF CAR PRODUCTION	CAT. NO.	CODE	D	Max towing weight	Max vertical load	Towbar weight	Remove bumper	Bumper cut-out	Ball type	Time of installation	Price netto PLN
-----	-------------	-------	------------------------	------------------------	----------	------	---	-------------------	-------------------	---------------	---------------	----------------	-----------	----------------------	-----------------








### MERCEDES




























54	S 211	class E, Kombi	e20*94/20*0481*00	2003 / 09.2009	D 39	32309	11,5 kN	2100 kg	88 kg	20,8 kg	✓			2 h	498 zł
55	S 211 AUTOMAT	class E, Kombi	e20*94/20*0482*00	2003 / 09.2009	D 39A	34303	11,5 kN	2100 kg	88 kg	21,8 kg	✓			2 h	712 zł
56	S 211 AUTOMAT VERTICAL	class E, Kombi	e20*94/20*1606*00	2003 / 09.2009	D 39V	34969	11,5 kN	2100 kg	88 kg	21,8 kg	✓			2 h	1 148 zł
57	W 212	klasa E, 4 doors	e20*94/20*1644*00	since 09.2009	D 43	32347	11,4 kN	2100 kg	85 kg		✓			2 h	495 zł
58	W 212 AUTOMAT	klasa E, 4 doors	e20*94/20*1645*00	since 09.2009	D 43A	34334	11,4 kN	2100 kg	85 kg		✓			2 h	709 zł
59	W 212 AUTOMAT VERTICAL	klasa E, 4 doors	e20*94/20*1645*00	since 09.2009	D 43V	34945	11,4 kN	2100 kg	85 kg		✓			2 h	1 145 zł
60	W 212	klasa E, Kombi	e20*94/20*1629*00	since 09.2009	D 42	32330	11,64 kN	2100 kg	88 kg		✓			2 h	495 zł
61	W 212 AUTOMAT	klasa E, Kombi	e20*94/20*1630*00	since 09.2009	D 42A	34327	11,64 kN	2100 kg	88 kg		✓			2 h	709 zł
62	W 212 AUTOMAT VERTICAL	klasa E, Kombi	e20*94/20*1631*00	since 09.2009	D 42V	34952	11,64 kN	2100 kg	88 kg		✓			2 h	1 145 zł
63	W 245	claa B, 5 doors	e20*94/20*0018*01	since 06.2005	D 32	32224	8,5 kN	1500 kg	80 kg	16,3 kg	✓	✗		2 h	373 zł
64	W 245 AUTOMAT	claa B, 5 doors	e20*94/20*0019*01	since 06.2005	D 32A	34228	8,5 kN	1500 kg	80 kg	17,3 kg	✓	✗		2 h	587 zł
65	VANEO	5 doors	e20*94/20*0317*00	since 2002	D 27	32194	7,4 kN	1200 kg	50 kg	16,1 kg				1,5 h	391 zł
66	VANEO AUTOMAT	5 doors	e20*94/20*0318*00	since 2002	D 27A	34198	7,4 kN	1200 kg	50 kg	17,1 kg				1,5 h	605 zł
67	VIANO	WSA 639	E20-55R-01 1134	since 09.2003	D 30	32217	11,7 kN	2000 kg	100 kg	17,7 kg	✓	✗		2 h	396 zł
68	VIANO AUTOMAT	WSA 639	e20*94/20*0941*00	since 09.2003	D 30A	34211	11,7 kN	2000 kg	100 kg	18,7 kg	✓	✗		2 h	610 zł
69	VITO	class V, WSA 638	E20-55R-01 0826	1996 / 06.2003	D 11	32200	11,27 kN	2000 kg	100 kg	17,5 kg	✓	✗		1,5 h	422 zł
70	VITO AUTOMAT	class V, WSA 638	e20*94/20*1034*00	1996 / 06.2003	D 11A	34204	11,27 kN	2000 kg	100 kg	18,5 kg	✓	✗		1,5 h	636 zł
71	VITO	WSA 639	E20-55R-01 1134	since 09.2003	D 30	32217	11,7 kN	2000 kg	100 kg	17,7 kg	✓	✗		2 h	396 zł
72	VITO AUTOMAT	WSA 639	e20*94/20*0941*00	since 09.2003	D 30A	34211	11,7 kN	2000 kg	100 kg	18,7 kg	✓	✗		2 h	610 zł









### MITSUBISHI




















1	ASX		e20*94/20*1293*00	since 2010	Z 41	35249	8,3 kN	1400 kg	70 kg	14,2 kg				1,5 h	355 zł
2	ASX AUTOMAT		e20*94/20*1294*00	since 2010	Z 41A	37236	8,3 kN	1400 kg	70 kg	15,2 kg				1,5 h	569 zł
3	CANTER	open loading platform	E20-55R-01 1617	since 1993	Z 32	35003	13,4 kN	2500 kg	100 kg	28,2 kg				1,5 h	614 zł
4	CARISMA	4/5 doors, (DA)	E20-55R-01 0899	08.1995 / 1999	Z 23	35010	7,63 kN	1450 kg	75 kg	14,6 kg	✓	✗		2 h	352 zł
5	CARISMA AUTOMAT	4/5 doors, (DA)	e20*94/20*1035*00	08.1995 / 1999	Z 23A	37014	7,63 kN	1450 kg	75 kg	15,6 kg	✓	✗		2 h	566 zł
6	CARISMA	4/5 doors, (DA)	E20-55R-01 0899	2000 / 2005	Z 23	35010	7,63 kN	1450 kg	75 kg	14,6 kg	✓	✗		2 h	352 zł
7	CARISMA AUTOMAT	4/5 doors, (DA)	e20*94/20*1035*00	2000 / 2005	Z 23A	37014	7,63 kN	1450 kg	75 kg	15,6 kg	✓	✗		2 h	566 zł
8	COLT	5 doors	E20-55R-01 1776	since 2005	Z 33	35027	6,04 kN	1000 kg	50 kg	17,9 kg		✗		2 h	371 zł



































9	COLT <b>AUTOMAT</b>	5 doors	<b>E20-55R-01 1777</b>	since 2005	<b>Z 33A</b>	<b>37021</b>	6,04 kN	1000 kg	50 kg	18,9 kg		✂		2 h	585 zł
10	GALANT	4/5 doors, (E5)	<b>E20-55R-01 1333</b>	11.1992 / 08.1996	<b>Z 12</b>	<b>35041</b>	9,02 kN	1800 kg	75 kg	16,7 kg	✓	✂		2 h	341 zł
11	GALANT <b>AUTOMAT</b>	4/5 doors, (E5)	<b>e20*94/20*1036*00</b>	11.1992 / 08.1996	<b>Z 12A</b>	<b>37045</b>	9,02 kN	1800 kg	75 kg	17,7 kg	✓	✂		2 h	555 zł
12	GALANT	4 doors, (E A, 2/5/6 W)	<b>E20-55R-01 1333</b>	09.1996 / 10.2004	<b>Z 12</b>	<b>35041</b>	9,02 kN	1800 kg	75 kg	16,7 kg	✓	✂		2 h	341 zł
13	GALANT <b>AUTOMAT</b>	4 doors, (E A, 2/5/6 W)	<b>e20*94/20*1036*00</b>	09.1996 / 10.2004	<b>Z 12A</b>	<b>37045</b>	9,02 kN	1800 kg	75 kg	17,7 kg	✓	✂		2 h	555 zł
14	GRANDIS		<b>e20*94/20*0074*00</b>	since 2004	<b>Z 34</b>	<b>35171</b>	9,81 kN	1800 kg	85 kg	23,1 kg	✓	✂		2 h	414 zł
15	GRANDIS <b>AUTOMAT</b>		<b>e20*94/20*0075*00</b>	since 2004	<b>Z 34A</b>	<b>37175</b>	9,81 kN	1800 kg	85 kg	24,1 kg	✓	✂		2 h	628 zł


Lp.	TYPE OF CAR	MODEL	NUMBER OF HOMOLOGATION	YEAR OF CAR PRODUCTION	CAT. NO.	CODE	D	Max towing weight	Max vertical load	Towbar weight	Remove bumper	Bumper cut-out	Ball type	Time of installation	Price netto PLN
<b>MITSUBISHI</b>															
16	L-200	open loading platform	e20*94/20*0518*00	1996 / 2002	Z 01	35058	13,8 kN	2700 kg	100 kg	23,9 kg				1 h	490 zł
17	L-200	open loading platform	e20*94/20*0518*00	2003 / 2005	Z 01	35058	13,8 kN	2700 kg	100 kg	23,9 kg				1 h	490 zł
18	L-200	single and dobled cab, open loading platform (short version)	e20*94/20*0139*00	since 2006	Z 36	35195	14,0 kN	2700 kg	115 kg	30,1 kg	✓			2 h	597 zł
19	L-200	Pick-up (long version)	e20*94/20*1238*00	since 08.2009	Z 40	35232	14,72 kN	3000 kg	120 kg	27,9 kg	✓			1,5 h	597 zł
20	LANCER	4/5 doors, (CK)	e20*94/20*0618*00	01.1996 / 2003	Z 21	35065	6,93 kN	1300 kg	50 kg	14,3 kg	✓	✗		2 h	323 zł
21	LANCER AUTOMAT	4/5 doors, (CK)	e20*94/20*0619*00	01.1996 / 2003	Z 21A	37069	6,93 kN	1300 kg	50 kg	15,3 kg	✓	✗		2 h	537 zł
22	LANCER	4 doors, (E A, 2/5/6 W)	e20*94/20*0124*00	2003 / 2007	Z 35	35188	6,2 kN	1200 kg	60 kg	14,1 kg		✗		2 h	380 zł
23	LANCER AUTOMAT	4 doors, (E A, 2/5/6 W)	e20*94/20*0125*00	2003 / 2007	Z 35A	37182	6,2 kN	1200 kg	60 kg	15,1 kg		✗		2 h	594 zł
24	LANCER	4 doors, Sport	e20*94/20*0903*00	since 10.2007	Z 39	35225	8,35 kN	1400 kg	75 kg	18,3 kg				1,5 h	400 zł
25	LANCER AUTOMAT	4 doors, Sport	e20*94/20*0904*00	since 10.2007	Z 39A	37229	8,35 kN	1400 kg	75 kg	19,3 kg				1,5 h	614 zł
26	LANCER AUTOMAT VERTICAL	4 doors, Sport	e20*94/20*0905*00	since 10.2007	Z 39V	37991	8,35 kN	1400 kg	75 kg	19,3 kg				1,5 h	1 050 zł
27	LANCER WAGON	Kombi	E20-55R-01 1060	06.2003 / 2008	Z 30	35072	7,12 kN	1200 kg	60 kg	16,3 kg				2 h	380 zł
28	LANCER WAGON AUTOMAT	Kombi	e20*94/20*1037*00	06.2003 / 2008	Z 30A	37076	7,12 kN	1200 kg	60 kg	17,3 kg				2 h	594 zł
29	LANCER	Kombi, Sportback	e20*94/20*0903*00	since 2008	Z 39	35225	8,35 kN	1400 kg	75 kg	18,3 kg				1,5 h	400 zł
30	LANCER AUTOMAT	Kombi, Sportback	e20*94/20*0904*00	since 2008	Z 39A	37229	8,35 kN	1400 kg	75 kg	19,3 kg				1,5 h	614 zł
31	LANCER AUTOMAT VERTICAL	Kombi, Sportback	e20*94/20*0905*00	since 2008	Z 39V	37991	8,35 kN	1400 kg	75 kg	19,3 kg				1,5 h	1 050 zł
32	OUTLANDER		e20*94/20*0300*00	04.2003 / 03.2007	Z 31	35089	8,53 kN	1500 kg	75 kg	19,5 kg				2 h	441 zł
33	OUTLANDER AUTOMAT		e20*94/20*0301*00	04.2003 / 04.2007	Z 31A	37083	8,53 kN	1500 kg	75 kg	20,5 kg				2 h	655 zł
34	OUTLANDER		e20*94/20*0339*00	since 04.2007	Z 38	35218	11,0 kN	2000 kg	100 kg	22,5 kg		✗		2 h	575 zł
35	OUTLANDER AUTOMAT		e20*94/20*0340*00	since 04.2007	Z 38A	37212	11,0 kN	2000 kg	100 kg	23,5 kg		✗		2 h	789 zł
36	PAJERO	3/5 doors, V 20, (V2/V4)	E20-55R-01 0864	1991 / 2000	Z 02	35096	14,3 kN	3300 kg	135 kg	16,4 kg				2 h	323 zł
37	PAJERO / MONTERO	5 doors (V 60)	e20*94/20*0291*00	2000 / 2002	Z 25	35102	15,41 kN	3000 kg	125 kg	21,7 kg	✓	✗		2 h	505 zł
38	PAJERO / MONTERO AUTOMAT	5 doors (V 60)	e20*94/20*0292*00	2000 / 2002	Z 25A	37106	15,41 kN	3000 kg	125 kg	22,7 kg	✓	✗		2 h	719 zł
39	PAJERO / MONTERO	5 doors (V 60)	E20-55R-01 1077	2000 / 2006	Z 28	35119	15,4 kN	3300 kg	135 kg	25,6 kg				3 h	593 zł
40	PAJERO / MONTERO	5 doors (V 80 / V 90)	e20*94/20*0262*00	since 2007	Z 37	35201	15,8 kN	3300 kg	135 kg	25,7 kg				2 h	615 zł
41	PAJERO / MONTERO AUTOMAT	5 doors (V 80 / V 90)	e20*94/20*1038*00	since 2007	Z 37A	37205	15,8 kN	3300 kg	135 kg	26,7 kg				2 h	829 zł
42	PAJERO SPORT	5 doors (K 90)	E20-55R-01 0988	since 1998	Z 29	35126	13,3 kN	2800 kg	115 kg	16,7 kg				2 h	422 zł

Lp.	TYPE OF CAR	MODEL	NUMBER OF HOMOLOGATION	YEAR OF CAR PRODUCTION	CAT. NO.	CODE	D	Max towing weight	Max vertical load	Towbar weight	Remove bumper	Bumper cut-out	Ball type	Time of installation	Price netto PLN
<b>MITSUBISHI</b>															
43	PININ	5 doors (H 60)	E20-55R-01 0915	since 2000	Z 26	35133	8,1 kN	1500 kg	75 kg	20,8 kg				1,5 h	414 zł
44	PININ AUTOMAT	5 doors (H 60)	e20*94/20*1039*00	since 2000	Z 26A	37137	8,1 kN	1500 kg	75 kg	21,8 kg				1,5 h	628 zł
45	SPACE STAR	(D 40)	E20-55R-01 0805	since 1998	Z 16	35140	7,59 kN	1400 kg	75 kg	15,6 kg	✓			2 h	352 zł
46	SPACE STAR AUTOMAT	(D 40)	e20*94/20*1040*00	since 1998	Z 16A	37144	7,59 kN	1400 kg	75 kg	16,6 kg	✓			2 h	566 zł
47	SPACE WAGON	5 doors, VAN (N 3)	E20-55R-01 1191	05.1992 / 09.1998	Z 24	35157	9,6 kN	1800 kg	90 kg	18,2 kg		✗		2 h	371 zł
48	SPACE WAGON AUTOMAT	5 doors, VAN (N 3)	e20*94/20*1016*00	05.1992 / 09.1998	Z 24A	37151	9,6 kN	1800 kg	90 kg	19,2 kg		✗		2 h	585 zł
49	SPACE WAGON	5 doors, VAN (N 80 / N 90)	e20*94/20*0620*00	10.1998 / 2003	Z 27	35164	10,0 kN	1600 kg	80 kg	14,5 kg	✓	✗		1,5 h	441 zł
50	SPACE WAGON AUTOMAT	5 doors, VAN (N 80 / N 90)	e20*94/20*0621*00	10.1998 / 2003	Z 27A	37168	10,0 kN	1600 kg	80 kg	15,5 kg	✓	✗		1,5 h	655 zł



















<b>NISSAN</b>															
1	ALMERA	4 doors, (N 15)	E20-55R-01 1352	1995 / 02.2000	V 08	38004	8,0 kN	1600 kg	75 kg	13,9 kg	✓	✗		2 h	325 zł
2	ALMERA AUTOMAT	4 doors, (N 15)	e20*94/20*1041*00	1995 / 02.2000	V 08A	39001	8,0 kN	1600 kg	75 kg	14,9 kg	✓	✗		2 h	539 zł
3	ALMERA	3/5 doors, (N 15)	e20*94/20*0574*00	1995 / 02.2000	V 10	38011	8,09 kN	1600 kg	75 kg	13,8 kg	✓	✗		2 h	323 zł
4	ALMERA AUTOMAT	3/5 doors, (N 15)	e20*94/20*0575*00	1995 / 02.2000	V 10A	39018	8,09 kN	1600 kg	75 kg	14,8 kg	✓	✗		2 h	537 zł
5	ALMERA	4 doors, (N 16)	E20-55R-01 1336	03.2000 / 2006	V 48	38028	8,0 kN	1500 kg	75 kg	14,5 kg	✓	✗		1,5 h	325 zł
6	ALMERA AUTOMAT	4 doors, (N 16)	e20*94/20*1042*00	03.2000 / 2006	V 48A	39025	8,0 kN	1500 kg	75 kg	15,5 kg	✓	✗		1,5 h	539 zł
7	ALMERA	3/5 doors, (N 16)	E20-55R-01 1244	03.2000 / 2006	V 49	38035	8,0 kN	1500 kg	75 kg	13,6 kg	✓	✗		2 h	325 zł
8	ALMERA AUTOMAT	3/5 doors, (N 16)	e20*94/20*1043*00	03.2000 / 2006	V 49A	39032	8,0 kN	1500 kg	75 kg	14,6 kg	✓	✗		2 h	539 zł
9	CABSTAR E	open loading platform	e20*94/20*0509*00	since 2000	V 22	38042	17,7 kN	3500 kg	120 kg	22,4 kg				2 h	500 zł
10	INTERSTAR	VAN	E20-55R-01 1075	since 2002	G 28	49147	14,3 kN	2500 kg	100 kg	19,8 kg				2 h	530 zł
11	MICRA	3/5 doors, K 11	e20*94/20*0281*00	08.1992 / 2002	V 50	38059	6,23 kN	1150 kg	50 kg	15,7 kg				1,5 h	323 zł
12	MICRA AUTOMAT	3/5 doors, K 11	e20*94/20*0282*00	08.1992 / 2002	V 50A	39056	6,23 kN	1150 kg	50 kg	16,7 kg				1,5 h	537 zł
13	MICRA	3/5 doors, K 12	E20-55R-01 1515	since 02.2003	V 60	38066	6,78 kN	1300 kg	75 kg	13,7 kg	✓	✗		2 h	335 zł
14	MICRA AUTOMAT	3/5 doors, K 12	e20*94/20*1044*00	since 02.2003	V 60A	39063	6,78 kN	1300 kg	75 kg	14,7 kg	✓	✗		2 h	549 zł
15	MURANO	(Z 50)	e20*94/20*0093*00	11.2004 / 2008	V 62	38233	9,1 kN	1500 kg	100 kg	18,1 kg	✓	✗		2 h	370 zł
16	NAVARA	(D40) tubular bumper	e20*94/20*0095*00	since 05.2005	V 63	38240	14,5 kN	3000 kg	120 kg	19,4 kg	✓			1,5 h	382 zł
17	NAVARA AUTOMAT	(D40) tubular bumper	e20*94/20*0094*00	since 05.2005	V 63A	39247	14,5 kN	3000 kg	120 kg	20,4 kg	✓			1,5 h	596 zł
18	NAVARA	(D40) traditional bumper, with step board	e20*94/20*0186*00	since 05.2005	V 64	38257	14,5 kN	3000 kg	120 kg	18,5 kg				2 h	382 zł
19	NAVARA AUTOMAT	(D40) traditional bumper, with step board	e20*94/20*1045*00	since 05.2005	V 64A	39254	14,5 kN	3000 kg	120 kg	19,5 kg				2 h	596 zł





























Lp.	TYPE OF CAR	MODEL	NUMBER OF HOMOLOGATION	YEAR OF CAR PRODUCTION	CAT. NO.	CODE	D	Max towing weight	Max vertical load	Towbar weight	Remove bumper	Bumper cut-out	Ball type	Time of installation	Price netto PLN
<b>NISSAN</b>															
20	NOTE		e20*94/20*0187*00	since 2006	V 65	38264	6,9 kN	1200 kg	50 kg	14,4 kg	✓	✗		2 h	339 zł
21	NOTE AUTOMAT		e20*94/20*0188*00	since 2006	V 65A	39261	6,9 kN	1200 kg	50 kg	15,4 kg	✓	✗		2 h	553 zł
22	NP 300 PICK-UP	tubular bumper	e20*94/20*0696*00	since 2008	V 68	38295	15,0 kN	3000 kg	100 kg	22,3 kg				2 h	505 zł
23	NP 300 PICK-UP AUTOMAT	tubular bumper	e20*94/20*0697*00	since 2008	V 68A	39292	15,0 kN	3000 kg	100 kg	23,3 kg				2 h	719 zł
24	NV 200	(M20)	e20*94/20*1372*00	since 07.2009	V 70	38318	7,82 kN	1250 kg	75 kg	17,5 kg	✓	✗		3 h	437 zł
25	NV 200 AUTOMAT	(M20)	e20*94/20*1373*00	since 07.2009	V 70A	39315	7,82 kN	1250 kg	75 kg	18,5 kg	✓	✗		3 h	651 zł
26	PATHFINDER		E20-55R-01 1741	since 2005	V 61	38073	14,41 kN	3000 kg	100 kg	9,9 kg	✓	✗		1 h	276 zł
27	PATHFINDER AUTOMAT		e20*94/20*1046*00	since 2005	V 61A	39070	14,41 kN	3000 kg	100 kg	10,9 kg	✓	✗		1 h	490 zł
28	PATROL GR	3/5 doors, (Y 60)	e20*94/20*0617*00	01.1989 / 12.1997	V 09	38080	16,63 kN	3000 kg	100 kg	27,5 kg	✓			1,5 h	495 zł
29	PATROL GR	3/5 doors, (Y 61)	e20*94/20*0223*00	01.1998 / 2004	V 02	38097	16,63 kN	3500 kg	140 kg	21,8 kg	✓			1,5 h	387 zł
30	PICK-UP	(240/270) 4x4 Wheel Drive, tubular bumper	e20*94/20*0566*00	since 2002	V 51	38103	13,87 kN	2800 kg	115 kg	24,3 kg	✓			2 h	500 zł
31	PICK-UP AUTOMAT	(240/270) 4x4 Wheel Drive, tubular bumper	e20*94/20*0567*00	since 2002	V 51A	39100	13,87 kN	2800 kg	115 kg	25,3 kg	✓			2 h	714 zł
32	PICK-UP	tubular bumper	e20*94/20*0696*00	since 2002	V 68	38295	15,0 kN	3000 kg	100 kg	22,3 kg				2 h	505 zł
33	PICK-UP AUTOMAT	tubular bumper	e20*94/20*0697*00	since 2002	V 68A	39292	15,0 kN	3000 kg	100 kg	23,3 kg				2 h	719 zł
34	PIXO		e20*94/20*1370*00	since 2009	V 69	38301	4,2 kN	650 kg	50 kg	11,0 kg	✓	✗		2,5 h	230 zł
35	PIXO AUTOMAT		e20*94/20*1371*00	since 2009	V 69A	39308	4,2 kN	650 kg	50 kg	12,0 kg	✓	✗		2,5 h	444 zł
36	PRIMASTAR	fourgon	E20-55R-01 0797	since 2003	G 40	49307	12,3 kN	2100 kg	85 kg	17,6 kg				1,5 h	441 zł
37	PRIMERA	4/5 doors, (P 10)	E20-55R-01 1334	06.1990 / 09.1996	V 12	38110	8,46 kN	1700 kg	75 kg	15,3 kg	✓	✗		2 h	323 zł
38	PRIMERA AUTOMAT	4/5 doors, (P 10)	e20*94/20*1067*00	06.1990 / 09.1996	V 12A	39117	8,46 kN	1700 kg	75 kg	16,3 kg	✓	✗		2 h	537 zł
39	PRIMERA	4/5 doors, (P 11)	E20-55R-01 0923	10.1996 / 08.1999	V 54	38127	8,6 kN	1700 kg	75 kg	15,0 kg	✓	✗		3 h	387 zł
40	PRIMERA AUTOMAT	4/5 doors, (P 11)	e20*94/20*1068*00	10.1996 / 08.1999	V 54A	39124	8,6 kN	1700 kg	75 kg	16,0 kg	✓	✗		3 h	601 zł
41	PRIMERA	4/5 doors, (P 11)	E20-55R-01 1031	09.1999 / 02.2002	V 55	38134	8,6 kN	1700 kg	75 kg	14,8 kg	✓	✗		2 h	362 zł
42	PRIMERA	4/5 doors, (P 12)	E20-55R-01 1107	since 03.2002	V 56	38141	8,3 kN	1500 kg	75 kg	13,6 kg	✓	✗		2 h	387 zł
43	PRIMERA	Kombi, (W 12)	E20 55R-01 0991	since 2002	V 52	38158	8,3 kN	1500 kg	75 kg	16,4 kg	✓	✗		2 h	387 zł
44	PRIMERA AUTOMAT	Kombi, (W 12)	e20*94/20*1069*00	since 2002	V 52A	39155	8,3 kN	1500 kg	75 kg	17,4 kg	✓	✗		2 h	601 zł
45	PRIMERA	Kombi, (W 10)	e20*94/20*0360*00	07.1990 / 04.1998	V 57	38165	8,12 kN	1500 kg	75 kg	13,9 kg	✓			2 h	324 zł
46	QASHQAI	(J 10)	e20*94/20*0389*00	since 11.2006	V 66	38271	9,09 kN	1600 kg	75 kg	17,1 kg	✓	✗		1,5 h	401 zł
47	QASHQAI AUTOMAT	(J 10)	e20*94/20*0391*00	since 11.2006	V 66A	39278	9,09 kN	1600 kg	75 kg	18,1 kg	✓	✗		1,5 h	615 zł





























48	QASHQAI AUTOMAT VERTICAL	(J 10)	e20*94/20*1647*00	since 11.2006	V 66A	39278	9,09 kN	1600 kg	75 kg	18,1 kg	✓	✂		1,5 h	1 051 zł
49	QASHQAI	+2 (J 10)	e20*94/20*0389*00	since 08.2008	V 66	38271	9,09 kN	1600 kg	75 kg	17,1 kg	✓	✂		1,5 h	401 zł
50	QASHQAI AUTOMAT	+2 (J 10)	e20*94/20*0391*00	since 08.2008	V 66A	39278	9,09 kN	1600 kg	75 kg	18,1 kg	✓	✂		1,5 h	615 zł
51	QASHQAI AUTOMAT VERTICAL	+2 (J 10)	e20*94/20*1647*00	since 08.2008	V 66A	39278	9,09 kN	1600 kg	75 kg	18,1 kg	✓	✂		1,5 h	1 051 zł

Lp.	TYPE OF CAR	MODEL	NUMBER OF HOMOLOGATION	YEAR OF CAR PRODUCTION	CAT. NO.	CODE	D	Max towing weight	Max vertical load	Towbar weight	Remove bumper	Bumper cut-out	Ball type	Time of installation	Price netto PLN
<b>NISSAN</b>															
52	SUNNY	Kombi, (Y 10)	e20*94/20*0638*00	10.1990 / 2000	V 36	38189	8,0 kN	1600 kg	75 kg	12,4 kg	✓	✗		2 h	311 zł
53	SUNNY AUTOMAT	Kombi, (Y 10)	e20*94/20*0639*00	10.1990 / 2000	V 36A	39186	8,0 kN	1600 kg	75 kg	13,4 kg	✓	✗		2 h	525 zł
54	TERRANO II	3/5 doors	E20 55R-01 1190	1993 / 2007	V 18	38202	13,66 kN	3000 kg	100 kg	17,9 kg				2 h	422 zł
55	VANETTE	VAN (C23 M/C) Cargo	E20 55R-01 1335	since 1995	V 58	38219	9,7 kN	1600 kg	80 kg	15,0 kg				1,5 h	323 zł
56	VANETTE AUTOMAT	VAN (C23 M/C) Cargo	e20*94/20*1070*00	since 1995	V 58A	39216	9,7 kN	1600 kg	80 kg	16,0 kg				1,5 h	537 zł
57	X-TRAIL	5 doors, (N 14)	e20*94/20*0197*00	09.2001 / 05.2007	V 59	38226	11,2 kN	2300 kg	100 kg	17,3 kg	✓	✗		2 h	375 zł
58	X-TRAIL AUTOMAT	5 doors, (N 14)	e20*94/20*0198*00	09.2001 / 05.2007	V 59A	39223	11,2 kN	2300 kg	100 kg	18,3 kg	✓	✗		2 h	589 zł
59	X-TRAIL	(T31)	e20*94/20*0451*00	since 03.2007	V 67	38288	11,0 kN	2200 kg	100 kg	19,6 kg	✓	✗		1,5 h	558 zł
60	X-TRAIL AUTOMAT	(T31)	e20*94/20*0452*00	since 03.2007	V 67A	39285	11,0 kN	2200 kg	100 kg	20,6 kg	✓	✗		1,5 h	772 zł


### OPEL

1	AGILA	5 doors	e20*94/20*0866*00	04.2000 / 08.2002	W 14	61149	5,65 kN	1000 kg	30 kg	17,7 kg				2 h	351 zł
2	AGILA AUTOMAT	5 doors	e20*94/20*0867*00	04.2000 / 08.2002	W 14A	62146	5,65 kN	1000 kg	30 kg	18,7 kg				2 h	565 zł
3	AGILA	5 doors, model 2003, (2/4 Wheel Drive)	E20-55R-01 0785	09.2002 / 2008	W 17	61156	6,4 kN	1000 kg	80 kg	18,4 kg				2 h	351 zł
4	AGILA AUTOMAT	5 doors, model 2003, (2/4 Wheel Drive)	e20*94/20*1071*00	09.2002 / 2008	W 17A	62153	6,4 kN	1000 kg	80 kg	19,4 kg				2 h	565 zł
5	AGILA		e20*94/20*0733*00	since 2008	W 28	61224	4,5 kN	800 kg	50 kg	14,9 kg		✗		2 h	280 zł
6	AGILA AUTOMAT		e20*94/20*0734*00	since 2008	W 28A	62221	4,5 kN	800 kg	50 kg	15,9 kg		✗		2 h	494 zł
7	ANTARA	(C105)	e20*94/20*0523*00	since 2006	E 51	40427	11,0 kN	2000 kg	80 kg	18,7 kg				2 h	405 zł
8	ANTARA AUTOMAT	(C105)	e20*94/20*0524*00	since 2006	E 51A	43428	11,0 kN	2000 kg	80 kg	19,7 kg				2 h	619 zł
9	ASTRA (A)	4 doors, (F)	E20-55R-01 0852	1991 / 2002	E 08	40021	7,55 kN	1500 kg	75 kg	15,3 kg				1 h	271 zł
10	ASTRA (A) AUTOMAT	4 doors, (F)	e20*94/20*1072*00	1991 / 2002	E 08A	43022	7,55 kN	1500 kg	75 kg	16,3 kg				1 h	485 zł
11	ASTRA (A)	3/5 doors, (F)	e20*94/20*0288*00	1991 / 2002	E 07	40038	7,6 kN	1500 kg	75 kg	13,5 kg	✓	✗		2 h	230 zł
12	ASTRA (A)	3/5 doors, (F)	E20-55R-01 0896	1991 / 2002	E 33	40045	7,67 kN	1500 kg	75 kg	14,0 kg	✓	✗		2 h	296 zł
13	ASTRA (A) AUTOMAT	3/5 doors, (F)	e20*94/20*1064*00	1991 / 2002	E 33A	43046	7,67 kN	1500 kg	75 kg	15,0 kg	✓	✗		2 h	510 zł
14	ASTRA (A)	Kombi, (F)	e20*94/20*0659*00	1991 / 2002	E 19	40052	7,59 kN	1500 kg	75 kg	10,2 kg	✓	✗		2 h	215 zł
15	ASTRA (A)	Kombi, (F)	E20-55R-01 1051	1991 / 2002	E 36	40069	7,77 kN	1500 kg	50 kg	11,0 kg	✓	✗		2 h	274 zł
16	ASTRA (A) AUTOMAT	Kombi, (F)	e20*94/20*1065*00	1991 / 2002	E 36A	43060	7,77 kN	1500 kg	50 kg	12,0 kg	✓	✗		2 h	488 zł
17	ASTRA (B)	4 doors, (G)	E20-55R-01 0857	since 10.1998	E 21	40076	8,01 kN	1500 kg	75 kg	16,8 kg	✓			2 h	331 zł
18	ASTRA (B) AUTOMAT	4 doors, (G)	e20*94/20*1073*00	since 10.1998	E 21A	43077	8,01 kN	1500 kg	75 kg	17,8 kg	✓			2 h	545 zł

Lp.	TYPE OF CAR	MODEL	NUMBER OF HOMOLOGATION	YEAR OF CAR PRODUCTION	CAT. NO.	CODE	D	Max towing weight	Max vertical load	Towbar weight	Remove bumper	Bumper cut-out	Ball type	Time of installation	Price netto PLN
<b>OPEL</b>															
19	ASTRA (B)	3/5 doors, (G)	E20-55R-01 0857	since 03.1998	E 21	40076	8,01 kN	1500 kg	75 kg	16,8 kg	✓			2 h	331 zł
20	ASTRA (B) AUTOMAT	3/5 doors, (G)	e20*94/20*1073*00	since 03.1998	E 21A	43077	8,01 kN	1500 kg	75 kg	17,8 kg	✓			2 h	545 zł
21	ASTRA (B)	Kombi, (G)	E20-55R-01 0734	since 03.1998	E 23	40083	7,9 kN	1500 kg	75 kg	18,5 kg	✓	✗		2 h	354 zł
22	ASTRA (B) AUTOMAT	Kombi, (G)	e20*94/20*1074*00	since 03.1998	E 23A	43084	7,9 kN	1500 kg	75 kg	19,5 kg	✓	✗		2 h	568 zł
23	ASTRA	4 doors	e20*94/20*0835*00	since 2008	E 53	40441	8,97 kN	1650 kg	75 kg	17,1 kg				2 h	362 zł
24	ASTRA AUTOMAT	4 doors	e20*94/20*0834*00	since 2008	E 53A	43442	8,97 kN	1650 kg	75 kg	18,1 kg				2 h	576 zł
25	ASTRA III	3/5 doors, (H)	e20*94/20*0660*00	since 2004	E 45	40090	9,5 kN	1650 kg	75 kg	17,0 kg				2 h	331 zł
26	ASTRA III AUTOMAT	3/5 doors, (H)	e20*94/20*1059*00	since 2004	E 45A	43091	9,5 kN	1650 kg	75 kg	18,0 kg				2 h	545 zł
27	ASTRA III	Kombi, (H)	e20*94/20*0022*00	since 09.2004	E 46	40380	9,5 kN	1650 kg	75 kg	16,3 kg	✓			2 h	362 zł
28	ASTRA III AUTOMAT	Kombi, (H)	e20*94/20*0023*00	since 09.2004	E 46A	43381	9,5 kN	1650 kg	75 kg	17,3 kg	✓			2 h	576 zł
29	ASTRA III AUTOMAT VERTICAL	Kombi	e20*94/20*0825*00	since 09.2004	E 46V	43992	9,5 kN	1650 kg	75 kg	17,3 kg	✓			2 h	1 012 zł
30	ASTRA	3/5 drz., (J)	e20*94/20*1203*00	since 2009	E 54	40458	9,6 kN	1800 kg	75 kg	17,9 kg	✓	✗		2 h	411 zł
31	ASTRA AUTOMAT	3/5 drz., (J)	e20*94/20*1204*00	since 2009	E 54A	43459	9,6 kN	1800 kg	75 kg	18,9 kg	✓	✗		2 h	625 zł
32	ASTRA	Sports Tourer, (J)	e20*94/20*1419*00	since 2011	E 56	40472	9,6 kN	1800 kg	75 kg	16,7 kg	✓	✗		2 h	411 zł
33	ASTRA AUTOMAT	Sports Tourer, (J)	e20*94/20*1420*00	since 2011	E 56A	43473	9,6 kN	1800 kg	75 kg	17,7 kg	✓	✗		2 h	625 zł
34	COMBO "B"	delivery van	e20*94/20*0348*00	09.1995 / 08.2001	E 20	40113	7,49 kN	1200 kg	50 kg	16,4 kg				2 h	323 zł
35	COMBO "B" AUTOMAT	delivery van	e20*94/20*0765*00	09.1995 / 08.2001	E 20A	43114	7,49 kN	1200 kg	50 kg	17,4 kg				2 h	537 zł
36	COMBO "C"	delivery van	E20-55R-01 0783	since 09.2001	E 39	40120	7,49 kN	1200 kg	50 kg	19,4 kg	✓	✗		2 h	401 zł
37	COMBO "C" AUTOMAT	delivery van	e20*94/20*1075*00	since 09.2001	E 39A	43121	7,49 kN	1200 kg	50 kg	20,4 kg	✓	✗		2 h	615 zł
38	CORSA "B"	3/5 doors, (G)	E20-55R-01 0905	1993 / 2000	E 03	40144	6,0 kN	1000 kg	50 kg	15,2 kg	✓	✗		2 h	308 zł
39	CORSA "B" AUTOMAT	3/5 doors, (G)	e20*94/20*0405*00	1993 / 2000	E 03A	43145	6,0 kN	1000 kg	50 kg	16,2 kg	✓	✗		2 h	522 zł
40	CORSA "C"	3/5 doors, (G)	E20-55R-01 0804	2001 / 2006	E 38	40151	5,73 kN	1000 kg	50 kg	16,9 kg	✓	✗		2 h	346 zł
41	CORSA "C" AUTOMAT	3/5 doors, (G)	e20*94/20*1076*00	2001 / 2006	E 38A	43152	5,73 kN	1000 kg	50 kg	17,9 kg	✓	✗		2 h	560 zł
42	CORSA "D"	3/5 doors	e20*94/20*0250*00	since 2006	E 50	40410	7,66 kN	1300 kg	50 kg	16,1 kg	✓	✗		2,5 h	457 zł
43	CORSA "D" AUTOMAT	3/5 doors	e20*94/20*0249*00	since 2006	E 50A	43411	7,66 kN	1300 kg	50 kg	17,1 kg	✓	✗		2,5 h	671 zł
44	CORSA "D" AUTOMAT VERTICAL	3/5 doors	e20*94/20*0829*00	since 2006	E 50V	43985	7,66 kN	1300 kg	50 kg	17,1 kg	✓	✗		2,5 h	1 107 zł
45	FRONTERA	4 doors, (UT4)	e20*94/20*0232*00	12.1991 / 09.1998	E 41	40168	13,3 kN	2800 kg	112 kg	20,6 kg	✓			2 h	422 zł
46	FRONTERA	2/4 doors, (UT2 / UT4)	E20-55R-01 1400	since 10.1998	E 44	40175	12,9 kN	2800 kg	112 kg	18,7 kg				2 h	360 zł
















Lp.	TYPE OF CAR	MODEL	NUMBER OF HOMOLOGATION	YEAR OF CAR PRODUCTION	CAT. NO.	CODE	D	Max towing weight	Max vertical load	Towbar weight	Remove bumper	Bumper cut-out	Ball type	Time of installation	Price netto PLN
<b>OPEL</b>															
47	INSIGNIA	4/5 doors, Kombi	e20*94/20*0744*00	since 2008	E 52	40434	10,6 kN	2000 kg	85 kg	18,1 kg	✓	✗		2,5 h	450 zł
48	INSIGNIA AUTOMAT	4/5 doors, Kombi	e20*94/20*0745*00	since 2008	E 52A	43435	10,6 kN	2000 kg	85 kg	19,1 kg	✓	✗		2,5 h	664 zł
49	KADETT "E"	3/5 doors	E20-55R-01 1058	1984 / 1991	E 34	40205	6,82 kN	1200 kg	50 kg	14,0 kg	✓	✗		2 h	293 zł
50	MERIVA	5 doors	E20-55R-01 1057	2003 / 2010	E 42	40243	8,3 kN	1300 kg	60 kg	14,2 kg	✓	✗		2 h	401 zł
51	MERIVA AUTOMAT	5 doors	e20*94/20*1047*00	2003 / 2010	E 42A	43244	8,3 kN	1300 kg	60 kg	15,2 kg	✓	✗		2 h	615 zł
52	MERIVA		e20*94/20*1298*00	since 05.2010	E 55	40465	8,3 kN	1300 kg	75 kg	17,6 kg	✓	✗		2 h	401 zł
53	MERIVA AUTOMAT		e20*94/20*1299*00	since 05.2010	E 55A	43466	8,3 kN	1300 kg	75 kg	18,6 kg	✓	✗		2 h	615 zł
54	MOVANO	fourgon	E20-55R-01 1075	since 1998	G 28	49147	14,3 kN	2500 kg	100 kg	19,8 kg				2 h	530 zł
55	MOVANO	fourgon	e20*94/20*1292*00	since 04.2010	G 65	49499	14,3 kN	3000 kg	100 kg	22,0 kg				1,5 h	549 zł
56	MOVANO	furgon, napęd tylny, double wheels, also max	e20*94/20*1440*00	since 04.2010	G 67	49512	14,31 kN	3000 kg	100 kg	19,4 kg				2 h	549 zł
57	MOVANO	open loading platform	E20-55R-01 1398	1998 / 03.2010	G 36	49154	13,62 kN	2300 kg	100 kg	22,7 kg				2 h	532 zł
58	MOVANO	open loading platform - napęd przedni i tylny, single wheels	e20*94/20*1375*00	since 07.2010	G 66	49505	14,3 kN	2500 kg	100 kg	25,5 kg				2 h	532 zł
59	MOVANO	open loading platform - napęd przedni i tylny, double wheels	e20*94/20*1622*00	since 2010	G 70	49543	17,3 kN	3500 kg	120 kg	24,4 kg				2 h	532 zł
60	OMEGA "A"	4 doors	E20-55R-01 1169	1986 / 1993	E 14	40250	9,65 kN	1850 kg	75 kg	15,7 kg	✓			2 h	299 zł
61	OMEGA "A" AUTOMAT	4 doors	E20-55R-01 1169	1986 / 1993	E 14A	43251	9,65 kN	1850 kg	75 kg	16,7 kg	✓			2 h	513 zł
62	OMEGA "B"	4 doors	E20-55R-01 1169	since 04.1994	E 16	40267	10,98 kN	2100 kg	75 kg	16,1 kg	✓			2 h	306 zł
63	OMEGA "B" AUTOMAT	4 doors	e20*94/20*1080*00	since 04.1994	E 16A	43268	10,98 kN	2100 kg	75 kg	17,1 kg	✓			2 h	520 zł
64	OMEGA "A"	Kombi	E20-55R-01 0993	1986 / 1993	E 15	40274	10,45 kN	2000 kg	75 kg	16,4 kg				2 h	316 zł
65	OMEGA "A" AUTOMAT	Kombi	e20*94/20*1081*00	1986 / 1993	E 15A	43275	10,45 kN	2000 kg	75 kg	17,4 kg				2 h	530 zł
66	OMEGA "B"	Kombi	E20-55R-01 0993	1994 / 08.1999	E 17	40281	10,45 kN	2000 kg	75 kg	16,5 kg				2 h	322 zł
67	OMEGA "B" AUTOMAT	Kombi	E20-55R-01 0993	1994 / 08.1999	E 17A	43282	10,45 kN	2000 kg	75 kg	17,5 kg				2 h	536 zł
68	SINTRA		e20*94/20*0099*00	1996 / 1999	E 49	40403	10,9 kN	2000 kg	75 kg	14,1 kg	✓	✗		2 h	361 zł
69	SINTRA AUTOMAT		e20*94/20*0098*00	1996 / 1999	E 49A	43404	10,9 kN	2000 kg	75 kg	15,1 kg	✓	✗		2 h	575 zł
70	VECTRA "A"	4 doors	e20*94/20*0047*00	1988 / 09.1995	E 11	40298	8,58 kN	1700 kg	75 kg	17,1 kg	✓			2 h	340 zł
71	VECTRA "A" AUTOMAT	4 doors	e20*94/20*0411*00	1988 / 09.1995	E 11A	43299	8,58 kN	1700 kg	75 kg	18,1 kg	✓			2 h	554 zł
72	VECTRA "B"	4 doors	e20*94/20*0661*00	10.1995 / 08.1998	E 12	40304	9,30 kN	1700 kg	75 kg	18,8 kg				1,5 h	349 zł
73	VECTRA "B" AUTOMAT	4 doors	e20*94/20*1083*00	10.1995 / 08.1998	E 12A	43305	9,30 kN	1700 kg	75 kg	19,8 kg				1,5 h	563 zł
74	VECTRA "B"	4 doors	e20*94/20*0661*00	09.1998 / 05.2002	E 12	40304	9,30 kN	1700 kg	75 kg	18,8 kg				1,5 h	349 zł




75	VECTRA "B" <b>AUTOMAT</b>	4 doors	<b>e20*94/20*1083*00</b>	09.1998 / 05.2002	<b>E 12A</b>	<b>43305</b>	9,30 kN	1700 kg	75 kg	19,8 kg			1,5 h	563 zł
----	---------------------------	---------	--------------------------	-------------------	--------------	--------------	---------	---------	-------	---------	--	--	-------	--------



Lp.	TYPE OF CAR	MODEL	NUMBER OF HOMOLOGATION	YEAR OF CAR PRODUCTION	CAT. NO.	CODE	D	Max towing weight	Max vertical load	Towbar weight	Remove bumper	Bumper cut-out	Ball type	Time of installation	Price netto PLN
-----	-------------	-------	------------------------	------------------------	----------	------	---	-------------------	-------------------	---------------	---------------	----------------	-----------	----------------------	-----------------





























### OPEL


76	VECTRA "A"	5 doors	e20*94/20*0224*00	1988 / 09.1995	E 011	40328	8,58 kN	1700 kg	75 kg	14,0 kg				1,5 h	264 zł
77	VECTRA "A" AUTOMAT	5 doors	e20*94/20*0225*00	1988 / 09.1995	E 011A	43329	8,58 kN	1700 kg	75 kg	15,0 kg				1,5 h	478 zł
78	VECTRA "B"	5 doors	e20*94/20*0661*00	10.1995 / 08.1998	E 12	40304	9,30 kN	1700 kg	75 kg	18,8 kg				1,5 h	349 zł
79	VECTRA "B" AUTOMAT	5 doors	e20*94/20*1083*00	10.1995 / 08.1998	E 12A	43305	9,30 kN	1700 kg	75 kg	19,8 kg				1,5 h	563 zł
80	VECTRA "C"	4/5 doors	E20-55R-01 0801	06.2002 / 2008	E 40	40342	9,82 kN	1950 kg	78 kg	20,6 kg	✓			2 h	465 zł
81	VECTRA "C" AUTOMAT	4/5 doors	e20*94/20*1084*00	06.2002 / 2008	E 40A	43343	9,82 kN	1950 kg	78 kg	21,6 kg	✓			2 h	679 zł
82	VECTRA "B"	Kombi	e20*94/20*0662*00	1996 / 2003	E 27	40359	9,22 kN	1700 kg	75 kg	16,4 kg	✓			2 h	342 zł
83	VECTRA "B" AUTOMAT	Kombi	e20*94/20*0663*00	1996 / 2003	E 27A	43350	9,22 kN	1700 kg	75 kg	17,4 kg	✓			2 h	556 zł
84	VECTRA "C"	Kombi	e20*94/20*0020*01	2003 / 2008	E 47	40373	10,7 kN	2000 kg	85 kg	22,9 kg				2 h	383 zł
85	VECTRA "C" AUTOMAT	Kombi	e20*94/20*0021*00	2003 / 2008	E 47A	43374	10,7 kN	2000 kg	85 kg	23,9 kg				2 h	597 zł
86	VIVARO	fourgon	E20-55R-01 0797	since 2001	G 40	49307	12,3 kN	2100 kg	85 kg	17,6 kg				1,5 h	441 zł
87	ZAFIRA	5 doors	E20-55R-01 0807	1998 / 2005	E 35	40366	8,9 kN	1600 kg	75 kg	13,5 kg	✓			2 h	308 zł
88	ZAFIRA AUTOMAT	5 doors	e20*94/20*0406*00	1998 / 2005	E 35A	43367	8,9 kN	1600 kg	75 kg	14,5 kg	✓			2 h	522 zł
89	ZAFIRA II	5 doors	e20*94/20*0096*00	since 2005	E 48	40397	9,6 kN	1650 kg	75 kg	16,1 kg	✓	✗		2 h	324 zł
90	ZAFIRA II AUTOMAT	5 doors	e20*94/20*0097*00	since 2005	E 48A	43398	9,6 kN	1650 kg	75 kg	17,1 kg	✓	✗		2 h	538 zł





























### PEUGEOT











1	106	3/5 doors	e20*94/20*0330*00	1991 / 04.1996	F 17	44005	6,60 kN	1024 kg	50 kg	8,7 kg				1 h	258 zł
2	106 AUTOMAT	3/5 doors	e20*94/20*0331*00	1991 / 04.1996	F 17A	46009	6,60 kN	1024 kg	50 kg	9,7 kg				1 h	472 zł
3	106	3/5 doors	e20*94/20*0046*00	05.1996 / 2003	F 01	44012	6,1 kN	1100 kg	50 kg	11,4 kg				1 h	258 zł
4	106 AUTOMAT	3/5 doors	e20*94/20*0140*00	05.1996 / 2003	F 01A	46016	6,1 kN	1100 kg	50 kg	12,4 kg				1 h	472 zł
5	205	3/5 doors	E20-55R-01 0939	1983 / 1998	F 02	44029	5,19 kN	1000 kg	50 kg	14,1 kg	✓			1,5 h	284 zł
6	205 AUTOMAT	3/5 doors	e20*94/20*1085*00	1983 / 1998	F 02A	46023	5,19 kN	1000 kg	50 kg	15,1 kg	✓			1,5 h	498 zł
7	206	3/5 doors	E20-55R-01 0806	1998 / 06.2003	F 14	44036	6,42 kN	1100 kg	50 kg	12,9 kg	✓	✗		1,5 h	278 zł
8	206 AUTOMAT	3/5 doors	e20*94/20*1086*00	1998 / 06.2003	F 14A	46030	6,42 kN	1100 kg	50 kg	13,9 kg	✓	✗		1,5 h	492 zł
9	206	3/5 doors, CC	E20-55R-01 1059	1998 / 2009	F 27	44043	6,42 kN	1100 kg	50 kg	12,9 kg	✓	✗		1,5 h	278 zł
10	206 AUTOMAT	3/5 doors, CC	e20*94/20*1060*00	1998 / 2009	F 27A	46047	6,42 kN	1100 kg	50 kg	13,9 kg	✓	✗		1,5 h	492 zł
11	206+	3/5 doors	E20-55R-01 1059	since 2009	F 27	44043	6,42 kN	1100 kg	50 kg	12,9 kg	✓	✗		1,5 h	278 zł
12	206+ AUTOMAT	3/5 doors	e20*94/20*1060*00	since 2009	F 27A	46047	6,42 kN	1100 kg	50 kg	13,9 kg	✓	✗		1,5 h	492 zł


























13	206 SW	Kombi	<b>E20-55R-01 1246</b>	2002 / 2007	<b>F 22</b>	<b>44050</b>	6,21 kN	1100 kg	50 kg	17,3 kg			1,5 h	362 zł
14	206 SW <b>AUTOMAT</b>	Kombi	<b>e20*94/20*1049*00</b>	2002 / 2007	<b>F 22A</b>	<b>46054</b>	6,21 kN	1100 kg	50 kg	18,3 kg			1,5 h	576 zł

Lp.	TYPE OF CAR	MODEL	NUMBER OF HOMOLOGATION	YEAR OF CAR PRODUCTION	CAT. NO.	CODE	D	Max towing weight	Max vertical load	Towbar weight	Remove bumper	Bumper cut-out	Ball type	Time of installation	Price netto PLN
<b>PEUGEOT</b>															
15	207	3/5 doors	e20*94/20*0122*00	since 2006	F 30	44210	6,74 kN	1150 kg	46 kg	14,1 kg	✓	✗		1,5 h	361 zł
16	207 AUTOMAT	3/5 doors	e20*94/20*0123*00	since 2006	F 30A	46214	6,74 kN	1150 kg	46 kg	15,1 kg	✓	✗		1,5 h	575 zł
17	207 SW	Kombi	e20*94/20*0688*00	since 11.2007	F 34	44258	6,88 kN	1150 kg	50 kg	15,9 kg	✓			1,5 h	381 zł
18	207 SW AUTOMAT	Kombi	e20*94/20*0689*00	since 11.2007	F 34A	46252	6,88 kN	1150 kg	50 kg	16,9 kg	✓			1,5 h	595 zł
19	306	4 doors	E20-55R-01 1503	1994 / 2000	F 09	44067	7,45 kN	1400 kg	52 kg	16,1 kg				1 h	323 zł
20	306 AUTOMAT	4 doors	e20*94/20*1087*00	1994 / 2000	F 09A	46061	7,45 kN	1400 kg	52 kg	17,1 kg				1 h	537 zł
21	306	3/5 doors	E20-55R-01 0808	1993 / 2000	F 21	44074	7,47 kN	1400 kg	50 kg	15,1 kg				1 h	323 zł
22	306 AUTOMAT	3/5 doors	e20*94/20*1088*00	1993 / 2000	F 21A	46078	7,47 kN	1400 kg	50 kg	16,1 kg				1 h	537 zł
23	306	Kombi	E20-55R-01 1514	1997 / 2000	F 15	44081	7,0 kN	1200 kg	52 kg	15,6 kg				1 h	358 zł
24	306 AUTOMAT	Kombi	e20*94/20*1089*00	1997 / 2000	F 15A	46085	7,0 kN	1200 kg	52 kg	16,6 kg				1 h	572 zł
25	307	3/5 doors	E20-55R-01 0693	2001 / 2007	F 24	44098	9,22 kN	1700 kg	76 kg	17,9 kg	✓			1,5 h	352 zł
26	307 AUTOMAT	3/5 doors	e20*94/20*1050*00	2001 / 2007	F 24A	46092	9,22 kN	1700 kg	76 kg	18,9 kg	✓			1,5 h	566 zł
27	307 SW	Kombi	e20*94/20*0029*00	since 2001	F 25	44104	8,38 kN	1500 kg	60 kg	18,4 kg		✗		2 h	367 zł
28	307 SW AUTOMAT	Kombi	e20*94/20*0823*00	since 2001	F 25A	46108	8,38 kN	1500 kg	60 kg	19,4 kg		✗		2 h	581 zł
29	308	5 doors	E20-55R-01 0693	since 2007	F 24	44098	9,22 kN	1700 kg	76 kg	17,9 kg	✓			1,5 h	352 zł
30	308 AUTOMAT	5 doors	e20*94/20*1050*00	since 2007	F 24A	46092	9,22 kN	1700 kg	76 kg	18,9 kg	✓			1,5 h	566 zł
31	308 SW	Kombi	e20*94/20*0536*00	since 2008	F 33	44241	9,6 kN	1700 kg	75 kg	17,7 kg				2 h	476 zł
32	308 SW AUTOMAT	Kombi	e20*94/20*0537*00	since 2008	F 33A	46245	9,6 kN	1700 kg	75 kg	18,7 kg				2 h	690 zł
33	3008		e20*94/20*1112*00	since 2009	F 35	44265	9,2 kN	1650 kg	70 kg	19,1 kg				2 h	479 zł
34	3008 AUTOMAT		e20*94/20*1113*00	since 2009	F 35A	46269	9,2 kN	1650 kg	70 kg	20,1 kg				2 h	693 zł
35	3008 AUTOMAT VERTICAL		e20*94/20*1114*00	since 2009	F 35V	46986	9,2 kN	1650 kg	70 kg	20,1 kg				2 h	1 129 zł
36	309	3/5 doors	e20*94/20*1350*00	1986 / 1993	F 04	44111	7,22 kN	1100 kg	50 kg	15,4 kg	✓	✗		1,5 h	292 zł
37	309 AUTOMAT	3/5 doors	e20*94/20*1351*00	1986 / 1993	F 04A	46115	7,22 kN	1100 kg	50 kg	16,4 kg	✓	✗		1,5 h	506 zł
38	405	4 doors	E20-55R-01 0938	1987 / 1995	F 05	44128	6,83 kN	1200 kg	65 kg	14,0 kg				1,5 h	260 zł
39	405 AUTOMAT	4 doors	e20*94/20*1090*00	1987 / 1995	F 05A	46122	6,83 kN	1200 kg	65 kg	15,0 kg				1,5 h	474 zł
40	406	4 doors	E20-55R-01 0907	1995 / 02.1999	F 06	44142	9,16 kN	1700 kg	80 kg	16,7 kg	✓			2 h	371 zł
41	406 AUTOMAT	4 doors	e20*94/20*1048*00	1995 / 02.1999	F 06A	46146	9,16 kN	1700 kg	80 kg	17,7 kg	✓			2 h	585 zł
42	406	4 doors	E20-55R-01 0907	03.1999 / 2004	F 06	44142	9,16 kN	1700 kg	80 kg	16,7 kg	✓			2 h	371 zł





























43	406 <b>AUTOMAT</b>	4 doors	e20*94/20*1048*00	03.1999 / 2004	F 06A	46146	9,16 kN	1700 kg	80 kg	17,7 kg	✓		2 h	585 zł
----	--------------------	---------	-------------------	----------------	-------	-------	---------	---------	-------	---------	---	--	-----	--------





Lp.	TYPE OF CAR	MODEL	NUMBER OF HOMOLOGATION	YEAR OF CAR PRODUCTION	CAT. NO.	CODE	D	Max towing weight	Max vertical load	Towbar weight	Remove bumper	Bumper cut-out	Ball type	Time of installation	Price netto PLN
<b>PEUGEOT</b>															
44	406	Kombi, type D8 i D9	E20-55R-01 0902	1996 / 02.1999	F 08	44159	9,3 kN	1700 kg	80 kg	16,3 kg				1,5 h	371 zł
45	406 AUTOMAT	Kombi, type D8 i D9	e20*94/20*1091*00	1996 / 02.1999	F 08A	46153	9,3 kN	1700 kg	80 kg	17,3 kg				1,5 h	585 zł
46	406	Kombi, type D8 i D9	E20-55R-01 0902	03.1999 / 2004	F 08	44159	9,3 kN	1700 kg	80 kg	16,3 kg				1,5 h	371 zł
47	406 AUTOMAT	Kombi, type D8 i D9	e20*94/20*1091*00	03.1999 / 2004	F 08A	46153	9,3 kN	1700 kg	80 kg	17,3 kg				1,5 h	585 zł
48	407	4 doors	e20*94/20*0214*00	2004 / 08.2008	F 29	44166	9,1 kN	1600 kg	65 kg	21,0 kg	✓			2,5 h	383 zł
49	407 AUTOMAT	4 doors	E20-55R-01 1607	2004 / 08.2008	F 29A	46160	9,1 kN	1600 kg	65 kg	22,0 kg	✓			2,5 h	597 zł
50	407	Kombi	e20*94/20*0213*00	2004 / 08.2008	F 28	44173	9,5 kN	1600 kg	65 kg	22,6 kg	✓			2,5 h	383 zł
51	407 AUTOMAT	Kombi	E20-55R-01 1616	2004 / 08.2008	F 28A	46177	9,5 kN	1600 kg	65 kg	23,6 kg	✓			2,5 h	597 zł
52	407	4 doors	e20*94/20*1471*00	since 03.2008	P 35	08229	10,4 kN	2100 kg	80 kg	19,5 kg	✓			2 h	477 zł
53	407 AUTOMAT	4 doors	e20*94/20*1472*00	since 03.2008	P 35A	09226	10,4 kN	2100 kg	80 kg	20,5 kg	✓			2 h	691 zł
54	407 AUTOMAT VERTICAL	4 doors	e20*94/20*1473*00	since 03.2008	P 35V	09967	10,4 kN	2100 kg	80 kg	20,5 kg	✓			2 h	1 127 zł
55	4007		e20*94/20*0339*00	since 04.2007	Z 38	35218	11,0 kN	2000 kg	100 kg	22,5 kg		✗		2 h	575 zł
56	4007 AUTOMAT		e20*94/20*0340*00	since 04.2007	Z 38A	37212	11,0 kN	2000 kg	100 kg	23,5 kg		✗		2 h	789 zł
57	508	4 doors	e20*94/20*1527*00	since 03.2011	F 39	44302	10,19 kN	1900 kg	75 kg	20,5 kg	✓	✗		2 h	467 zł
58	508 AUTOMAT	4 doors	e20*94/20*1528*00	since 03.2011	F 39A	46306	10,19 kN	1900 kg	75 kg	21,5 kg	✓	✗		2 h	681 zł
59	508 AUTOMAT VERTICAL	4 doors	e20*94/20*1529*00	since 03.2011	F 39V	46948	10,19 kN	1900 kg	75 kg	21,5 kg	✓	✗		2 h	1 117 zł
60	508	Kombi	e20*94/20*1532*00	since 03.2011	F 40	44319	10,19 kN	1900 kg	75 kg	20,3 kg	✓			2 h	490 zł
61	508 AUTOMAT	Kombi	e20*94/20*1533*00	since 03.2011	F 40A	46313	10,19 kN	1900 kg	75 kg	21,3 kg	✓			2 h	704 zł
62	508 AUTOMAT VERTICAL	Kombi	e20*94/20*1534*00	since 03.2011	F 40V	46931	10,19 kN	1900 kg	75 kg	21,3 kg	✓	✗		2 h	1 140 zł
63	5008		e20*94/20*1233*00	since 10.2009	F 37	44289	9,17 kN	1800 kg	100 kg	20,2 kg	✓			1,5 h	504 zł
64	5008 AUTOMAT		e20*94/20*1234*00	since 10.2009	F 37A	46283	9,17 kN	1800 kg	100 kg	21,2 kg	✓	✗		1,5 h	718 zł
65	5008 AUTOMAT VERTICAL		e20*94/20*1235*00	since 10.2009	F 37V	46962	9,17 kN	1800 kg	100 kg	21,2 kg	✓	✗		1,5 h	1 154 zł
66	605	4 doors	e20*94/20*0642*00	1990 / 2000	F 10	44180	8,41 kN	1500 kg	75 kg	16,1 kg	✓			2 h	342 zł
67	605 AUTOMAT	4 doors	e20*94/20*0643*00	1990 / 2000	F 10A	46184	8,41 kN	1500 kg	75 kg	17,1 kg	✓			2 h	556 zł
68	607		e20*94/20*1176*00	since 11.2000	F 36	44272	9,8 kN	1800 kg	72 kg	19,4 kg		✗		3 h	542 zł
69	607 AUTOMAT		e20*94/20*1177*00	since 11.2000	F 36A	46276	9,8 kN	1800 kg	72 kg	20,4 kg		✗		3 h	756 zł
70	607 AUTOMAT VERTICAL		e20*94/20*1178*00	since 11.2000	F 36V	46979	9,8 kN	1800 kg	72 kg	20,4 kg		✗		3 h	1 192 zł
71	806	5 doors, VAN	E20-55R-01 1110	1994 / 12.2006	R 17	13230	10,2 kN	1800 kg	80 kg	16,5 kg		✗		1,5 h	391 zł


































72	806 AUTOMAT	5 doors, VAN	e20*94/20*0802*00	1994 / 12.2006	R 17A	16231	10,2 kN	1800 kg	80 kg	17,5 kg		✂		1,5 h	605 zł
73	807	5 doors, VAN	E20-55R-01 0837	since 2002	F 26	44197	10,45 kN	1850 kg	76 kg	17,0 kg	✓	✂		2 h	528 zł
74	807 AUTOMAT	5 doors, VAN	e20*94/20*0800*00	since 2002	F 26A	46191	10,45 kN	1850 kg	76 kg	18,0 kg	✓	✂		2 h	742 zł
75	BIPPER		e20*94/20*0488*00	since 11.2007	F 32	44234	7,5 kN	1100 kg	75 kg	14,8 kg		✂		1,5 h	435 zł
76	BIPPER AUTOMAT		e20*94/20*0489*00	since 11.2007	F 32A	46238	7,5 kN	1100 kg	75 kg	15,8 kg		✂		1,5 h	649 zł
77	BOXER	fourgon, open loading platform	e20*94/20*1392*00	05.1994 / 06.1999	R 08	13094	12,48 kN	2000 kg	100 kg	25,4 kg				2 h	379 zł
78	BOXER	fourgon, open loading platform	E20-55R-01 1026	07.1999 / 06.2006	R 24	13100	12,48 kN	2000 kg	100 kg	26,1 kg				2 h	448 zł
79	BOXER L1, L2, L3	fourgon	e20*94/20*0192*00	since 2006	R 39	13353	14,3 kN	2500 kg	120 kg	21,0 kg	✓			2 h	478 zł
80	BOXER L1, L2, L3 AUTOMAT	fourgon	e20*94/20*0191*00	since 2006	R 39A	16354	14,3 kN	2500 kg	120 kg	22,0 kg	✓			2 h	692 zł
81	BOXER L1, L2, L3	open loading platform	e20*94/20*0314*00	since 08.2006	R 41	13377	16,13 kN	3100 kg	120 kg	20,4 kg				2 h	517 zł





Lp.	TYPE OF CAR	MODEL	NUMBER OF HOMOLOGATION	YEAR OF CAR PRODUCTION	CAT. NO.	CODE	D	Max towing weight	Max vertical load	Towbar weight	Remove bumper	Bumper cut-out	Ball type	Time of installation	Price netto PLN
<b>PEUGEOT</b>															
82	BOXER L4	fourgon	e20*94/20*0494*00	since 2006	R 42	13384	16,13 kN	3100 kg	124 kg	24,4 kg	✓			2 h	546 zł
83	BOXER L4 AUTOMAT	fourgon	e20*94/20*0495*00	since 2006	R 42A	16385	16,13 kN	3100 kg	124 kg	25,4 kg	✓			2 h	760 zł
84	BOXER L4	open loading platform	e20*94/20*0494*00	since 08.2006	R 46	13421	16,13 kN	3100 kg	120 kg	23,7 kg				1,5 h	546 zł
85	EXPERT I	fourgon	E20-55R-01 1110	1994 / 12.2006	R 17	13230	10,2 kN	1800 kg	80 kg	16,5 kg		✗		1,5 h	391 zł
86	EXPERT I AUTOMAT	fourgon	e20*94/20*0802*00	1994 / 12.2006	R 17A	16231	10,2 kN	1800 kg	80 kg	17,5 kg		✗		1,5 h	605 zł
87	EXPERT II	fourgon	e20*94/20*0361*00	since 10.2006	R 40	13360	11,93 kN	2000 kg	80 kg	20,6 kg	✓	✗		2 h	519 zł
88	EXPERT II AUTOMAT	fourgon	e20*94/20*0362*00	since 10.2006	R 40A	16361	11,93 kN	2000 kg	80 kg	21,6 kg	✓	✗		2 h	733 zł
89	PARTNER	delivery van	e20*94/20*0028*00	1997 / 12.2002	F 13	44203	6,86 kN	1100 kg	70 kg	13,3 kg				2 h	299 zł
90	PARTNER AUTOMAT	delivery van	e20*94/20*0801*00	1997 / 12.2002	F 13A	46207	6,86 kN	1100 kg	70 kg	14,3 kg				2 h	513 zł
91	PARTNER	delivery van	e20*94/20*0028*00	01.2003 / 01.2008	F 13	44203	6,86 kN	1100 kg	70 kg	13,3 kg				2 h	299 zł
92	PARTNER AUTOMAT	delivery van	e20*94/20*0801*00	01.2003 / 01.2008	F 13A	46207	6,86 kN	1100 kg	70 kg	14,3 kg				2 h	513 zł
93	PARTNER	delivery van (length of vehicle 4380 mm)	e20*94/20*0468*00	since 02.2008	F 31	44227	8,69 kN	1600 kg	70 kg	18,9 kg				1,5 h	454 zł
94	PARTNER AUTOMAT	delivery van (length of vehicle 4380 mm)	e20*94/20*0469*00	since 02.2008	F 31A	46221	8,69 kN	1600 kg	70 kg	19,9 kg				1,5 h	668 zł
95	PARTNER AUTOMAT VERTICAL	delivery van (length of vehicle 4380 mm)	e20*94/20*0909*00	since 02.2008	F 31V	46993	8,69 kN	1600 kg	70 kg	19,9 kg				1,5 h	1 104 zł
96	PARTNER	delivery van (length of vehicle 4680 mm)	e20*94/20*1262*00	since 05.2008	F 38	44296	8,69 kN	1600 kg	70 kg	19,8 kg				1,5 h	483 zł
97	PARTNER AUTOMAT	delivery van (length of vehicle 4680 mm)	e20*94/20*1263*00	since 05.2008	F 38A	46290	8,69 kN	1600 kg	70 kg	20,8 kg				1,5 h	697 zł
98	PARTNER AUTOMAT VERTICAL	delivery van (length of vehicle 4680 mm)	e20*94/20*1264*00	since 05.2008	F 38V	46955	8,69 kN	1600 kg	70 kg	20,8 kg				1,5 h	1 133 zł
<b>PLYMOUTH</b>															
1	(GRAND) VOYAGER	(2/4 Wheel Drive)	e20*94/20*0256*00	1991 / 02.1996	CH 47	07000	10,4 kN	1800 kg	80 kg	17,2 kg	✓	✗		3 h	425 zł
<b>PORSCHE</b>															
1	CAYENNE		E20-55R-01 1194	since 2003	K 46	69275	16,3 kN	3500 kg	140 kg	22,1 kg	✓	✗		2 h	672 zł
2	CAYENNE AUTOMAT		e20*94/20*1402*00	since 2003	K 46A	72275	16,3 kN	3500 kg	140 kg	23,1 kg	✓	✗		2 h	886 zł
3	CAYENNE AUTOMAT VERTICAL		e20*94/20*1403*00	since 2003	K 46V	72978	16,3 kN	3500 kg	140 kg	23,1 kg	✓	✗		2 h	1 322 zł
<b>RENAULT</b>															
1	19	3/5, 4 doors	e20*94/20*0147*00	05.1992 / 1995	G 05	49024	7,1 kN	1200 kg	75 kg	12,0 kg	✓			2 h	293 zł
2	19 AUTOMAT	3/5, 4 doors	e20*94/20*0146*00	05.1992 / 1995	G 05A	52024	7,1 kN	1200 kg	75 kg	13,0 kg	✓			2 h	507 zł
3	CLIO I	3/5 doors	E20-55R-01 1500	1990 / 02.1998	G 34	49048	6,04 kN	1100 kg	75 kg	13,1 kg	✓			2 h	284 zł
4	CLIO I AUTOMAT	3/5 doors	e20*94/20*1061*00	1990 / 02.1998	G 34A	52048	6,04 kN	1100 kg	75 kg	14,1 kg	✓			2 h	498 zł




















































Lp.	TYPE OF CAR	MODEL	NUMBER OF HOMOLOGATION	YEAR OF CAR PRODUCTION	CAT. NO.	CODE	D	Max towing weight	Max vertical load	Towbar weight	Remove bumper	Bumper cut-out	Ball type	Time of installation	Price netto PLN
<b>RENAULT</b>															
5	CLIO II	3/5 doors	e20*94/20*0665*00	03.1998 / 06.2001	G 29	49055	6,54 kN	1200 kg	75 kg	13,4 kg	✓			2 h	299 zł
6	CLIO II AUTOMAT	3/5 doors	e20*94/20*0665*00	03.1998 / 06.2001	G 29A	52055	6,54 kN	1200 kg	75 kg	14,4 kg	✓			2 h	513 zł
7	CLIO II	3/5 doors	e20*94/20*0665*00	07.2001 / 09.2005	G 29	49055	6,54 kN	1200 kg	75 kg	13,4 kg	✓			2 h	299 zł
8	CLIO II AUTOMAT	3/5 doors	e20*94/20*1092*00	07.2001 / 09.2005	G 29A	52055	6,54 kN	1200 kg	75 kg	14,4 kg	✓			2 h	513 zł
9	CLIO III	3/5 doors	e20*94/20*0195*00	since 2005	G 50	49345	7,0 kN	1200 kg	75 kg	14,9 kg		✗		1,5 h	409 zł
10	CLIO III AUTOMAT	3/5 doors	e20*94/20*0196*00	since 2005	G 50A	52345	7,0 kN	1200 kg	75 kg	15,9 kg		✗		1,5 h	623 zł
11	CLIO III	Kombi	e20*94/20*0538*00	since 2008	G 56	49406	7,69 kN	1200 kg	75 kg	15,8 kg				2 h	442 zł
12	CLIO III AUTOMAT	Kombi	e20*94/20*0539*00	since 2008	G 56A	52406	7,69 kN	1200 kg	75 kg	16,8 kg				2 h	656 zł
13	ESPACE	5 doors, VAN	e20*94/20*0263*00	11.1996 / 10.2002	G 26	49062	10,6 kN	1900 kg	85 kg	11,0 kg				1,5 h	335 zł
14	ESPACE	5 doors, VAN	e20*94/20*0149*00	since 11.2002	G 49	49338	11,3 kN	2000 kg	80 kg	22,2 kg	✓			2 h	553 zł
15	ESPACE AUTOMAT	5 doors, VAN	e20*94/20*0148*00	since 11.2002	G 49A	52338	11,3 kN	2000 kg	80 kg	23,2 kg	✓			2 h	767 zł
16	FLUENCE		e20*94/20*1468*00	since 11.2009	G 68	49529	7,5 kN	1300 kg	75 kg	18,6 kg	✓	✗		2 h	444 zł
17	FLUENCE AUTOMAT		e20*94/20*1469*00	since 11.2009	G 68A	52499	7,5 kN	1300 kg	75 kg	19,6 kg	✓	✗		2 h	658 zł
18	FLUENCE AUTOMAT VERTICAL		e20*94/20*1470*00	since 11.2009	G 68V	52932	7,5 kN	1300 kg	75 kg	19,6 kg	✓	✗		2 h	1 094 zł
19	GRAND ESPACE	5 doors, VAN	e20*94/20*0149*00	since 11.2002	G 49	52338	11,3 kN	2000 kg	80 kg	22,2 kg	✓			2 h	553 zł
20	GRAND ESPACE AUTOMAT	5 doors, VAN	e20*94/20*0148*00	since 11.2002	G 49A	49079	11,3 kN	2000 kg	80 kg	23,2 kg	✓			2 h	767 zł
21	KANGOO I	delivery van	E20-55R-01 0731	07.1998 / 2001	G 27	49086	7,7 kN	1350 kg	75 kg	13,7 kg				1,5 h	318 zł
22	KANGOO I AUTOMAT	delivery van	e20*94/20*1093*00	07.1998 / 2001	G 27A	52086	7,7 kN	1350 kg	75 kg	14,7 kg				1,5 h	532 zł
23	KANGOO I	delivery van	E20-55R-01 0731	2002 / 2008	G 27	49086	7,7 kN	1350 kg	75 kg	13,7 kg				1,5 h	318 zł
24	KANGOO I AUTOMAT	delivery van	e20*94/20*1093*00	2002 / 2008	G 27A	52086	7,7 kN	1350 kg	75 kg	14,7 kg				1,5 h	532 zł
25	KANGOO	4 Wheel Drive, delivery van	E20-55R-01 1106	since 2003	G 42	49093	7,7 kN	1350 kg	75 kg	13,7 kg				1,5 h	341 zł
26	KANGOO AUTOMAT	4 Wheel Drive, delivery van	e20*94/20*1052*00	since 2003	G 42A	52093	7,7 kN	1350 kg	75 kg	14,7 kg				1,5 h	555 zł
27	KANGOO II	delivery van	e20*94/20*0527*00	since 03.2008	G 54	49383	7,7 kN	1350 kg	75 kg	16,9 kg				1,5 h	390 zł
28	KANGOO II AUTOMAT	delivery van	e20*94/20*0528*00	since 03.2008	G 54A	52383	7,7 kN	1350 kg	75 kg	17,9 kg				1,5 h	604 zł
29	KOLEOS		e20*94/20*0529*00	since 2008	G 55	49390	10,5 kN	2000 kg	100 kg	19,8 kg	✓			2 h	454 zł
30	KOLEOS AUTOMAT		e20*94/20*0530*00	since 2008	G 55A	52390	10,5 kN	2000 kg	100 kg	20,8 kg	✓			2 h	668 zł
31	LAGUNA	5 doors	E20-55R-01 0916	1994 / 2000	G 18	49109	8,84 kN	1650 kg	75 kg	14,6 kg	✓			2 h	401 zł
32	LAGUNA AUTOMAT	5 doors	e20*94/20*0962*00	1994 / 2000	G 18A	52109	8,84 kN	1650 kg	75 kg	15,6 kg	✓			2 h	615 zł

33	LAGUNA	5 doors	<b>E20-55R-01 0788</b>	2001 / 2007	<b>G 39</b>	<b>49116</b>	8,15 kN	1500 kg	75 kg	15,3 kg			1 h	327 zł
34	LAGUNA <b>AUTOMAT</b>	5 doors	<b>e20*94/20*1051*00</b>	2001 / 2007	<b>G 39A</b>	<b>52116</b>	8,15 kN	1500 kg	75 kg	16,3 kg			1 h	541 zł
35	LAGUNA	5 doors	<b>e20*94/20*0731*00</b>	since 10.2007	<b>G 58</b>	<b>49420</b>	9,7 kN	1700 kg	75 kg	15,2 kg			1,5 h	388 zł
36	LAGUNA <b>AUTOMAT</b>	5 doors	<b>e20*94/20*0732*00</b>	since 10.2007	<b>G 58A</b>	<b>52420</b>	9,7 kN	1700 kg	75 kg	16,2 kg			1,5 h	602 zł






Lp.	TYPE OF CAR	MODEL	NUMBER OF HOMOLOGATION	YEAR OF CAR PRODUCTION	CAT. NO.	CODE	D	Max towing weight	Max vertical load	Towbar weight	Remove bumper	Bumper cut-out	Ball type	Time of installation	Price netto PLN
<b>RENAULT</b>															
37	LAGUNA	Kombi	E20-55R-01 0943	1995 / 2000	G 19	49123	9,30 kN	1850 kg	50 kg	18,5 kg				2 h	362 zł
38	LAGUNA AUTOMAT	Kombi	e20*94/20*1094*00	1995 / 2000	G 19A	52123	9,30 kN	1850 kg	50 kg	19,5 kg				2 h	576 zł
39	LAGUNA	Kombi	E20-55R-01 0903	2001 / 2007	G 38	49130	8,26 kN	1500 kg	75 kg	18,0 kg				1 h	362 zł
40	LAGUNA AUTOMAT	Kombi	e20*94/20*1095*00	2001 / 2007	G 38A	52130	8,26 kN	1500 kg	75 kg	19,0 kg				1 h	576 zł
41	LAGUNA	Kombi	e20*94/20*0423*00	since 10.2007	G 52	49369	9,76 kN	1700 kg	75 kg	15,4 kg				1,5 h	397 zł
42	LAGUNA AUTOMAT	Kombi	e20*94/20*0424*00	since 10.2007	G 52A	52369	9,76 kN	1700 kg	75 kg	16,4 kg				1,5 h	611 zł
43	LATITUDE		e20*94/20*1474*00	since 10.2010	G 69	49536	8,33 kN	1500 kg	75 kg	15,8 kg	✓			2 h	400 zł
44	LATITUDE AUTOMAT		e20*94/20*1475*00	since 10.2010	G 69A	52505	8,33 kN	1500 kg	75 kg	16,8 kg	✓			2 h	614 zł
45	MASTER	fourgon	E20-55R-01 1075	1998 / 03.2010	G 28	49147	14,3 kN	2500 kg	100 kg	19,8 kg				2 h	530 zł
46	MASTER	fourgon	e20*94/20*1292*00	since 04.2010	G 65	49499	14,3 kN	3000 kg	100 kg	22,0 kg				1,5 h	549 zł
47	MASTER	furgon, napęd tylny, double wheels, also max	e20*94/20*1440*00	since 04.2010	G 67	49512	14,31 kN	3000 kg	100 kg	19,4 kg				2 h	549 zł
48	MASTER	open loading platform	E20-55R-01 1398	1998 / 03.2010	G 36	49154	13,62 kN	2300 kg	100 kg	22,7 kg				2 h	532 zł
49	MASTER	open loading platform - napęd przedni i tylny, single wheels	e20*94/20*1375*00	since 07.2010	G 66	49505	14,3 kN	2500 kg	100 kg	25,5 kg				2 h	532 zł
50	MASTER	open loading platform - napęd przedni i tylny, double wheels	e20*94/20*1622*00	since 2010	G 70	49543	17,3 kN	3500 kg	120 kg	24,4 kg				2 h	532 zł
51	MEGANE I	5 doors	E20-55R-01 0901	1995 / 03.1999	G 21	49161	7,17 kN	1300 kg	65 kg	12,3 kg				1,5 h	321 zł
52	MEGANE I AUTOMAT	5 doors	e20*94/20*1096*00	1995 / 03.1999	G 21A	52161	7,17 kN	1300 kg	65 kg	13,3 kg				1,5 h	535 zł
53	MEGANE I	5 doors	E20-55R-01 0803	04.1999 / 10.2002	G 30	49178	7,17 kN	1300 kg	65 kg	13,6 kg				1,5 h	321 zł
54	MEGANE I AUTOMAT	5 doors	e20*94/20*1077*00	04.1999 / 10.2002	G 30A	52178	7,17 kN	1300 kg	65 kg	14,6 kg				1,5 h	535 zł
55	MEGANE II	3/5 doors	E20-55R-01 0854	11.2002 / 2008	G 41	49185	7,44 kN	1300 kg	75 kg	17,9 kg	✓			2 h	382 zł
56	MEGANE II AUTOMAT	3/5 doors	e20*94/20*1078*00	11.2002 / 2008	G 41A	52185	7,44 kN	1300 kg	75 kg	18,9 kg	✓			2 h	596 zł
57	MEGANE II AUTOMAT	3/5 doors	e20*94/20*1607*00	11.2002 / 2008	G 41V	52925	7,44 kN	1300 kg	75 kg	18,9 kg	✓			2 h	1 032 zł
58	MEGANE II	4 doors	E20-55R-01 1080	since 2003	G 43	49192	7,48 kN	1300 kg	75 kg	15,0 kg	✓			2 h	383 zł
59	MEGANE II AUTOMAT	4 doors	e20*94/20*1127*00	since 2003	G 43A	52192	7,48 kN	1300 kg	75 kg	16,0 kg	✓			2 h	597 zł
60	MEGANE I	Kombi	e20*94/20*0247*00	03.1999 / 07.2003	G 33	49208	7,56 kN	1350 kg	75 kg	14,5 kg				1,5 h	322 zł
61	MEGANE I AUTOMAT	Kombi	E20-55R-01 1742	03.1999 / 07.2003	G 33A	52208	7,56 kN	1350 kg	75 kg	15,5 kg				1,5 h	536 zł
62	MEGANE II	Kombi	E20-55R-01 1340	07.2003 / 2009	G 46	49215	7,74 kN	1350 kg	75 kg	14,4 kg	✓			1,5 h	383 zł
63	MEGANE II AUTOMAT	Kombi	e20*94/20*1054*00	07.2003 / 2009	G 46A	52215	7,74 kN	1350 kg	75 kg	15,4 kg	✓			1,5 h	597 zł
64	MEGANE III	Kombi	e20*94/20*1289*00	since 11.2008	G 64	49482	7,73 kN	1350 kg	75 kg	16,8 kg	✓			1,5 h	410 zł

65	MEGANE III <b>AUTOMAT</b>	Kombi	<b>e20*94/20*1290*00</b>	since 11.2008	<b>G 64A</b>	<b>52482</b>	7,73 kN	1350 kg	75 kg	17,8 kg	✓			1,5 h	624 zł
66	MEGANE III <b>AUTOMAT VERTICAL</b>	Kombi	<b>e20*94/20*1291*00</b>	since 11.2008	<b>G 64V</b>	<b>52949</b>	7,73 kN	1350 kg	75 kg	17,8 kg	✓	✂		1,5 h	1 060 zł
67	MEGANE III	5 doors	<b>e20*94/20*0700*00</b>	since 03.2009	<b>G 57</b>	<b>49413</b>	7,44 kN	1300 kg	75 kg	17,6 kg	✓			3 h	389 zł
68	MEGANE III <b>AUTOMAT</b>	5 doors	<b>e20*94/20*0701*00</b>	since 03.2009	<b>G 57A</b>	<b>52413</b>	7,44 kN	1300 kg	75 kg	18,6 kg	✓			3 h	603 zł















Lp.	TYPE OF CAR	MODEL	NUMBER OF HOMOLOGATION	YEAR OF CAR PRODUCTION	CAT. NO.	CODE	D	Max towing weight	Max vertical load	Towbar weight	Remove bumper	Bumper cut-out	Ball type	Time of installation	Price netto PLN
<b>RENAULT</b>															
69	MEGANE CLASSIC I	4 doors	E20-55R-01 1133	1996 / 1998	G 22	49222	7,3 kN	1300 kg	75 kg	14,1 kg				1,5 h	368 zł
70	MEGANE CLASSIC I AUTOMAT	4 doors	e20*94/20*1000*00	1996 / 1998	G 22A	52222	7,3 kN	1300 kg	75 kg	15,1 kg				1,5 h	582 zł
71	MEGANE CLASSIC I	4 doors	E20-55R-01 1133	1999 / 2002	G 22	49222	7,3 kN	1300 kg	75 kg	14,1 kg				1,5 h	368 zł
72	MEGANE CLASSIC I AUTOMAT	4 doors	e20*94/20*1000*00	1999 / 2002	G 22A	52222	7,3 kN	1300 kg	75 kg	15,1 kg				1,5 h	582 zł
73	MODUS	5 doors	e20*94/20*0064*00	since 04.2004	G 48	49321	5,77 kN	900 kg	75 kg	14,4 kg				2 h	330 zł
74	MODUS AUTOMAT	5 doors	e20*94/20*0065*00	since 04.2004	G 48A	52321	5,77 kN	900 kg	75 kg	15,5 kg				2 h	544 zł
75	GRAND MODUS		e20*94/20*0839*00	since 2008	G 59	49437	6,94 kN	1200 kg	75 kg	13,5 kg				2 h	330 zł
76	GRAND MODUS AUTOMAT		e20*94/20*0840*00	since 2008	G 59A	52437	6,94 kN	1200 kg	75 kg	14,5 kg				2 h	544 zł
77	SCENIC	5 doors	e20*94/20*0664*00	1996 / 07.1999	G 25	49239	7,72 kN	1400 kg	75 kg	14,7 kg				1,5 h	335 zł
78	SCENIC AUTOMAT	5 doors	e20*94/20*0686*00	1996 / 07.1999	G 25A	52239	7,72 kN	1400 kg	75 kg	15,7 kg				1,5 h	549 zł
79	SCENIC	5 doors	e20*94/20*0664*00	08.1999 / 09.2000	G 25	49239	7,72 kN	1400 kg	75 kg	14,7 kg				1,5 h	335 zł
80	SCENIC AUTOMAT	5 doors	e20*94/20*0686*00	08.1999 / 09.2000	G 25A	52239	7,72 kN	1400 kg	75 kg	15,7 kg				1,5 h	549 zł
81	SCENIC	5 doors	e20*94/20*0664*00	10.2000 / 09.2003	G 25	49239	7,72 kN	1400 kg	75 kg	14,7 kg				1,5 h	335 zł
82	SCENIC AUTOMAT	5 doors	e20*94/20*0686*00	10.2000 / 09.2003	G 25A	52239	7,72 kN	1400 kg	75 kg	15,7 kg				1,5 h	549 zł
83	SCENIC II	5 doors	E20-55R-01 1171	10.2003 / 2009	G 45	49253	8,1 kN	1300 kg	75 kg	15,9 kg				2 h	381 zł
84	SCENIC II AUTOMAT	5 doors	e20*94/20*1053*01	10.2003 / 2009	G 45A	52253	8,1 kN	1300 kg	75 kg	16,9 kg				2 h	595 zł
85	SCENIC II AUTOMAT VERTICAL	5 doors	e20*94/20*0831*01	10.2003 / 2009	G 45V	52994	8,1 kN	1300 kg	75 kg	16,9 kg				2 h	1 031 zł
86	SCENIC III		e20*94/20*1239*00	since 07.2009	G 63	49475	8,24 kN	1400 kg	75 kg	15,6 kg				2 h	399 zł
87	SCENIC III AUTOMAT		e20*94/20*1240*00	since 07.2009	G 63A	52475	8,24 kN	1400 kg	75 kg	16,6 kg				2 h	613 zł
88	SCENIC III AUTOMAT VERTICAL		e20*94/20*1241*00	since 07.2009	G 63V	52956	8,24 kN	1400 kg	75 kg	16,6 kg				2 h	1 049 zł
89	GRAND SCENIC II	5 doors, VAN	E20-55R-01 1171	04.2004 / 03.2009	G 45	49253	8,1 kN	1300 kg	75 kg	15,9 kg				2 h	381 zł
90	GRAND SCENIC II AUTOMAT	5 doors, VAN	e20*94/20*1053*01	04.2004 / 03.2009	G 45A	52253	8,1 kN	1300 kg	75 kg	16,9 kg				2 h	595 zł
91	GRAND SCENIC II AUTOMAT VERTICAL	5 doors, VAN	e20*94/20*0831*01	04.2004 / 03.2009	G 45V	52994	8,1 kN	1300 kg	75 kg	16,9 kg				2 h	1 031 zł
92	GRAND SCENIC III		e20*94/20*0984*00	since 04.2009	G 60	49444	8,15 kN	1300 kg	75 kg	15,6 kg				2 h	390 zł
93	GRAND SCENIC III AUTOMAT		e20*94/20*0985*00	since 04.2009	G 60A	52444	8,15 kN	1300 kg	75 kg	16,6 kg				2 h	604 zł
94	GRAND SCENIC III AUTOMAT VERTICAL		e20*94/20*0986*00	since 04.2009	G 60V	52987	8,15 kN	1300 kg	75 kg	16,6 kg				2 h	1 040 zł
95	SAFRANE	5 doors	e20*94/20*0644*00	1992 / 2001	G 20	49277	8,91 kN	1600 kg	75 kg	19,2 kg				2 h	379 zł
96	SAFRANE AUTOMAT	5 doors	e20*94/20*0645*00	1992 / 2001	G 20A	52277	8,91 kN	1600 kg	75 kg	20,2 kg				2 h	593 zł






Lp.	TYPE OF CAR	MODEL	NUMBER OF HOMOLOGATION	YEAR OF CAR PRODUCTION	CAT. NO.	CODE	D	Max towing weight	Max vertical load	Towbar weight	Remove bumper	Bumper cut-out	Ball type	Time of installation	Price netto PLN
<b>RENAULT</b>															
97	THALIA	4 doors	E20-55R-01 0789	2001 / 08.2008	G 37	49284	6,46 kN	1150 kg	75 kg	16,0 kg				2 h	299 zł
98	THALIA AUTOMAT	4 doors	e20*94/20*1063*00	2001 / 08.2008	G 37A	52284	6,46 kN	1150 kg	75 kg	17,0 kg				2 h	513 zł
99	THALIA	4 doors	E20-55R-01 0789	since 08.2008	G 37	49284	6,46 kN	1150 kg	75 kg	16,0 kg				2 h	299 zł
100	THALIA AUTOMAT	4 doors	e20*94/20*1063*00	since 08.2008	G 37A	52284	6,46 kN	1150 kg	75 kg	17,0 kg				2 h	513 zł
101	TRAFIC T	fourgon	E20-55R-01 0797	since 2001	G 40	49307	12,3 kN	2100 kg	85 kg	17,6 kg				1,5 h	441 zł
102	TWINGO		e20*94/20*1623*00	06.2007 / 12.2011	G 71	49550	2,78 kN	350 kg	65 kg	12,7 kg	✓	✗		2 h	340 zł
103	TWINGO AUTOMAT		e20*94/20*1624*00	06.2007 / 12.2011	G 71A	52512	2,78 kN	350 kg	65 kg	13,7 kg	✓	✗		2 h	554 zł




























### SAAB

1	9-3	4 droors, Cabrio	e20*94/20*1394*00	2002 / 2010	SA 01	67509	9,22 kN	1600 kg	80 kg	10,3 kg	✓	✗		2 h	270 zł
2	9-3 AUTOMAT	4 droors, Cabrio	e20*94/20*1395*00	2002 / 2010	SA 01A	68506	9,22 kN	1600 kg	80 kg	11,3 kg	✓	✗		2 h	484 zł
3	9-3 AUTOMAT VERTICAL	4 droors, Cabrio	e20*94/20*1396*00	2002 / 2010	SA 01V	68971	9,22 kN	1600 kg	80 kg	11,3 kg	✓	✗		2 h	920 zł
4	9-5	4 droors, Kombi	e20*94/20*1421*00	since 10.1997	SA 02	67515	10,32 kN	1800 kg	75 kg	9,5 kg	✓			2 h	270 zł
5	9-5 AUTOMAT	4 droors, Kombi	e20*94/20*1422*00	since 10.1997	SA 02A	68513	10,32 kN	1800 kg	75 kg	10,5 kg	✓			2 h	484 zł
























### SEAT

1	ALHAMBRA	5 droors, VAN	e20*94/20*0654*00	1996 / 04.2000	C 33	17214	11,09 kN	2100 kg	85 kg	16,1 kg	✓	✗		2 h	349 zł
2	ALHAMBRA AUTOMAT	5 droors, VAN	e20*94/20*0928*00	1996 / 04.2000	C 33A	19218	11,09 kN	2100 kg	85 kg	17,1 kg	✓	✗		2 h	563 zł
3	ALHAMBRA	5 droors, VAN	E20-55R-01 0822	since 05.2000	C 39	17221	11,81 kN	2100 kg	85 kg	17,3 kg	✓			2 h	349 zł
4	ALHAMBRA AUTOMAT	5 droors, VAN	e20*94/20*0929*00	since 05.2000	C 39A	19225	11,81 kN	2100 kg	85 kg	18,3 kg	✓			2 h	563 zł
5	ALHAMBRA AUTOMAT VERTICAL	5 droors, VAN	e20*94/20*0832*00	since 05.2000	C 39V	19997	11,81 kN	2100 kg	85 kg	18,3 kg	✓			2 h	999 zł
6	ALHAMBRA		e20*94/20*1458*00	since 07.2010	K 54	69411	12,5 kN	2500 kg	100 kg	19,0 kg	✓	✗		2 h	420 zł
7	ALHAMBRA AUTOMAT		e20*94/20*1459*00	since 07.2010	K 54A	72411	12,5 kN	2500 kg	100 kg	20,0 kg	✓	✗		2 h	634 zł
8	ALHAMBRA AUTOMAT VERTICAL		e20*94/20*1460*00	since 07.2010	K 54V	72930	12,5 kN	2500 kg	100 kg	20,0 kg	✓	✗		2 h	1 070 zł
9	ALTEA		E20-55R-01 1828	since 05.2004	SC 43	53113	9,1 kN	1400 kg	75 kg	14,5 kg	✓	✗		2 h	323 zł
10	ALTEA AUTOMAT		E20-55R-01 1829	since 05.2004	SC 43A	54110	9,1 kN	1400 kg	75 kg	15,5 kg	✓	✗		2 h	537 zł
11	ALTEA AUTOMAT VERTICAL		e20*94/20*0837*01	since 05.2004	SC 43V	54998	9,1 kN	1400 kg	75 kg	15,5 kg	✓	✗		2 h	973 zł
12	ALTEA FREETRACK		e20*94/20*1619*00	since 10.2006	SC 47	53151	9,3 kN	1650 kg	100 kg	15,4 kg	✓	✗		2 h	323 zł
13	ALTEA FREETRACK AUTOMAT		e20*94/20*1620*00	since 10.2006	SC 47A	54158	9,3 kN	1650 kg	100 kg	16,4 kg	✓	✗		2 h	537 zł
14	ALTEA FREETRACK AUTOMAT VERTICAL		e20*94/20*1621*00	since 10.2006	SC 47V	54967	9,3 kN	1650 kg	100 kg	16,4 kg	✓	✗		2 h	973 zł





15	ALTEA XL		e20*94/20*1619*00	since 10.2006	SC 47	53151	9,3 kN	1650 kg	100 kg	15,4 kg	✓	✂		2 h	323 zł
16	ALTEA XL AUTOMAT		e20*94/20*1620*00	since 10.2006	SC 47A	54158	9,3 kN	1650 kg	100 kg	16,4 kg	✓	✂		2 h	537 zł
17	ALTEA XL AUTOMAT VERTICAL		e20*94/20*1621*00	since 10.2006	SC 47V	54967	9,3 kN	1650 kg	100 kg	16,4 kg	✓	✂		2 h	973 zł
18	AROSA	3 doors	E20-55R-01 0840	1997 / 2000	K 07	69107	5,08 kN	850 kg	50 kg	12,0 kg	✓	✂		1,5 h	274 zł
19	AROSA AUTOMAT	3 doors	e20*94/20*1166*00	1997 / 2000	K 07A	72107	5,08 kN	850 kg	50 kg	13,0 kg	✓	✂		1,5 h	488 zł


Lp.	TYPE OF CAR	MODEL	NUMBER OF HOMOLOGATION	YEAR OF CAR PRODUCTION	CAT. NO.	CODE	D	Max towing weight	Max vertical load	Towbar weight	Remove bumper	Bumper cut-out	Ball type	Time of installation	Price netto PLN
<b>SEAT</b>															
20	AROSA	3 doors	E20-55R-01 0840	2000 / 2004	K 07	69107	5,08 kN	850 kg	50 kg	12,0 kg	✓	✗		1,5 h	274 zł
21	AROSA AUTOMAT	3 doors	e20*94/20*1166*00	2000 / 2004	K 07A	72107	5,08 kN	850 kg	50 kg	13,0 kg	✓	✗		1,5 h	488 zł
22	EXEO	4 drz., Sport Tourer	e20*94/20*1188*00	since 2009	SC 45	53137	10,6 kN	2000 kg	100 kg	17,6 kg	✓	✗		2 h	381 zł
23	EXEO AUTOMAT	4 drz., Sport Tourer	e20*94/20*1189*00	since 2009	SC 45A	54134	10,6 kN	2000 kg	100 kg	18,6 kg	✓	✗		2 h	595 zł
24	EXEO AUTOMAT VERTICAL	4 drz., Sport Tourer	e20*94/20*1190*00	since 2009	SC 45V	54974	10,6 kN	2000 kg	100 kg	18,6 kg	✓	✗		2 h	1 031 zł
25	CORDOBA	4 doors	e20*94/20*0206*00	1994 / 01.1996	SC 40	53007	6,73 kN	1200 kg	50 kg	15,7 kg		✗		2 h	357 zł
26	CORDOBA AUTOMAT	4 doors	e20*94/20*0205*00	1994 / 01.1996	SC 40A	54004	6,73 kN	1200 kg	50 kg	16,7 kg		✗		2 h	571 zł
27	CORDOBA	4 doors, CLX, GLX, GTI, Coupe SX	E20-55R-01 0838	02.1996 / 08.1999	K 22	69251	6,7 kN	1200 kg	50 kg	16,2 kg	✓	✗		2 h	323 zł
28	CORDOBA AUTOMAT	4 doors, CLX, GLX, GTI, Coupe SX	e20*94/20*0407*00	02.1996 / 08.1999	K 22A	72251	6,7 kN	1200 kg	50 kg	17,2 kg	✓	✗		2 h	537 zł
29	CORDOBA	2 doors, CLX, GLX, GTI, Coupe SX	E20-55R-01 0838	02.1996 / 08.1999	K 22	69251	6,7 kN	1200 kg	50 kg	16,2 kg	✓	✗		2 h	323 zł
30	CORDOBA AUTOMAT	2 doors, CLX, GLX, GTI, Coupe SX	e20*94/20*0407*00	02.1996 / 08.1999	K 22A	72251	6,7 kN	1200 kg	50 kg	17,2 kg	✓	✗		2 h	537 zł
31	CORDOBA	4 doors, CLX, GLX, GTI, Coupe SX	E20-55R-01 0838	09.1999 / 12.2002	K 22	69251	6,7 kN	1200 kg	50 kg	16,2 kg	✓	✗		2 h	323 zł
32	CORDOBA AUTOMAT	4 doors, CLX, GLX, GTI, Coupe SX	e20*94/20*0407*00	09.1999 / 12.2002	K 22A	72251	6,7 kN	1200 kg	50 kg	17,2 kg	✓	✗		2 h	537 zł
33	CORDOBA	4 doors	E20-55R-01 0799	since 01.2003	SC 41	53014	6,96 kN	1200 kg	50 kg	12,9 kg	✓	✗		2 h	324 zł
34	CORDOBA AUTOMAT	4 doors	e20*94/20*1128*00	since 01.2003	SC 41A	54011	6,96 kN	1200 kg	50 kg	13,9 kg	✓	✗		2 h	538 zł
35	CORDOBA VARIO	Kombi	E20-55R-01 0838	1997 / 08.1999	K 22	69251	6,7 kN	1200 kg	50 kg	16,2 kg	✓	✗		2 h	323 zł
36	CORDOBA VARIO AUTOMAT	Kombi	e20*94/20*0407*00	1997 / 08.1999	K 22A	72251	6,7 kN	1200 kg	50 kg	17,2 kg	✓	✗		2 h	537 zł
37	CORDOBA VARIO	Kombi	E20-55R-01 0838	09.1999 / 12.2002	K 22	69251	6,7 kN	1200 kg	50 kg	16,2 kg	✓	✗		2 h	323 zł
35	CORDOBA VARIO AUTOMAT	Kombi	e20*94/20*0407*00	09.1999 / 12.2002	K 22A	72251	6,7 kN	1200 kg	50 kg	17,2 kg	✓	✗		2 h	537 zł
36	IBIZA	3/5 doors	e20*94/20*0325*00	04.1993 / 01.1996	SC 01	53038	6,6 kN	1100 kg	75 kg	11,9 kg				1,5 h	288 zł
37	IBIZA AUTOMAT	3/5 doors	e20*94/20*0326*00	04.1993 / 01.1996	SC 01A	54035	6,6 kN	1100 kg	75 kg	12,9 kg				1,5 h	502 zł
38	IBIZA	3/5 doors, GLX / GTI	e20*94/20*0219*00	02.1996 / 08.1999	SC 07	53045	6,31 kN	1100 kg	50 kg	12,5 kg	✓	✗		2 h	299 zł
39	IBIZA AUTOMAT	3/5 doors, GLX / GTI	E20-55R-01 1627	02.1996 / 08.1999	SC 07A	54042	6,31 kN	1100 kg	50 kg	13,5 kg	✓	✗		2 h	513 zł
40	IBIZA	3/5 doors	E20-55R-01 1108	09.1999 / 04.2002	SC 03	53052	6,39 kN	1200 kg	50 kg	12,4 kg	✓	✗		2 h	299 zł
41	IBIZA AUTOMAT	3/5 doors	e20*94/20*1129*00	09.1999 / 04.2002	SC 03A	54059	6,39 kN	1200 kg	50 kg	13,4 kg	✓	✗		2 h	513 zł
42	IBIZA	3/5 doors	E20-55R-01 0825	05.2002 / 2008	SC 42	53069	6,92 kN	1200 kg	50 kg	13,6 kg	✓	✗		2 h	327 zł
43	IBIZA AUTOMAT	3/5 doors	e20*94/20*1130*00	05.2002 / 2008	SC 42A	54066	6,92 kN	1200 kg	50 kg	14,6 kg	✓	✗		2 h	541 zł






















































Lp.	TYPE OF CAR	MODEL	NUMBER OF HOMOLOGATION	YEAR OF CAR PRODUCTION	CAT. NO.	CODE	D	Max towing weight	Max vertical load	Towbar weight	Remove bumper	Bumper cut-out	Ball type	Time of installation	Price netto PLN
<b>SEAT</b>															
44	IBIZA	(6J)	e20*94/20*0933*00	since 03.2008	SC 44	53120	6,9 kN	1650 kg	75 kg	14,1 kg	✓	✗		2 h	363 zł
45	IBIZA AUTOMAT	(6J)	e20*94/20*0934*00	since 03.2008	SC 44A	54127	6,9 kN	1650 kg	75 kg	15,1 kg	✓	✗		2 h	577 zł
46	IBIZA AUTOMAT VERTICAL	(6J)	e20*94/20*0935*00	since 03.2008	SC 44V	54981	6,9 kN	1650 kg	75 kg	15,1 kg	✓	✗		2 h	1 013 zł
47	IBIZA	3/5 doors	e20*94/20*1368*00	since 2010	SC 46	53144	7,73 kN	1400 kg	75 kg	12,7 kg	✓	✗		2 h	324 zł
48	IBIZA AUTOMAT	3/5 doors	e20*94/20*1369*00	since 2010	SC 46A	54141	7,73 kN	1400 kg	75 kg	13,7 kg	✓	✗		2 h	538 zł
49	IBIZA	Kombi	e20*94/20*1368*00	since 2010	SC 46	53144	7,73 kN	1400 kg	75 kg	12,7 kg	✓	✗		2 h	324 zł
50	IBIZA AUTOMAT	Kombi	e20*94/20*1369*00	since 2010	SC 46A	54141	7,73 kN	1400 kg	75 kg	13,7 kg	✓	✗		2 h	538 zł
51	INCA	delivery van	e20*94/20*0209*00	11.1995 / 12.2003	K 31	69008	6,7 kN	1100 kg	50 kg	13,3 kg				1 h	301 zł
52	INCA AUTOMAT	delivery van	E20-55R-01 1626	11.1995 / 12.2003	K 31A	72008	6,7 kN	1100 kg	50 kg	14,3 kg				1 h	515 zł
53	LEON	5 doors, VAN	e20*94/20*0264*00	2000 / 2005	SC 28	53076	8,62 kN	1600 kg	75 kg	15,6 kg	✓	✗		2 h	342 zł
54	LEON AUTOMAT	5 doors, VAN	e20*94/20*0265*00	2000 / 2005	SC 28A	54073	8,62 kN	1600 kg	75 kg	16,6 kg	✓	✗		2 h	556 zł
55	LEON	5 doors, VAN	E20-55R-01 1828	since 05.2004	SC 43	53113	9,1 kN	1400 kg	75 kg	14,5 kg	✓	✗		2 h	323 zł
56	LEON AUTOMAT	5 doors, VAN	E20-55R-01 1829	since 05.2004	SC 43A	54110	9,1 kN	1400 kg	75 kg	15,5 kg	✓	✗		2 h	537 zł
56	LEON AUTOMAT VERTICAL	5 doors, VAN	e20*94/20*0837*01	since 05.2004	SC 43V	54998	9,1 kN	1400 kg	75 kg	15,5 kg	✓	✗		2 h	973 zł
61	TOLEDO	5 doors, VAN	E20-55R-01 1341	1991 / 10.1995	SC 04	53083	7,39 kN	1430 kg	80 kg	16,3 kg	✓	✗		2 h	342 zł
62	TOLEDO AUTOMAT	5 doors, VAN	e20*94/20*1131*00	1991 / 10.1995	SC 04A	54080	7,39 kN	1430 kg	80 kg	17,3 kg	✓	✗		2 h	556 zł
63	TOLEDO	5 doors, VAN	E20-55R-01 1196	11.1995 / 04.1998	SC 27	53090	7,45 kN	1450 kg	80 kg	15,0 kg	✓	✗		2 h	323 zł
64	TOLEDO AUTOMAT	5 doors, VAN	e20*94/20*1132*00	11.1995 / 04.1998	SC 27A	54097	7,45 kN	1450 kg	80 kg	16,0 kg	✓	✗		2 h	537 zł
65	TOLEDO	4 doors	E20 55R-01 0978	05.1998 / 2004	SC 19	53106	8,62 kN	1600 kg	75 kg	13,5 kg	✓	✗		2 h	323 zł
66	TOLEDO AUTOMAT	4 doors	e20*94/20*1133*00	05.1998 / 2004	SC 19A	54103	8,62 kN	1600 kg	75 kg	14,5 kg	✓	✗		2 h	537 zł
67	TOLEDO	5 doors, VAN	E20-55R-01 1828	since 2005	SC 43	53113	9,1 kN	1400 kg	75 kg	14,5 kg	✓	✗		2 h	323 zł
68	TOLEDO AUTOMAT	5 doors, VAN	E20-55R-01 1829	since 2005	SC 43A	54110	9,1 kN	1400 kg	75 kg	15,5 kg	✓	✗		2 h	537 zł
69	TOLEDO AUTOMAT VERTICAL	5 doors, VAN	e20*94/20*0837*01	since 2005	SC 43V	54998	9,1 kN	1400 kg	75 kg	15,5 kg	✓	✗		2 h	973 zł





























### SKODA


























1	105, 120	4 doors	E20-55R-01 1519	1984 / 1990	H 01	55001	4,63 kN	750 kg	50 kg	7,4 kg				1 h	147 zł
2	FABIA	5 doors	E20-55R-01 0678	1999 / 03.2007	H 10	55018	7,0 kN	1200 kg	50 kg	14,4 kg	✓	✗		1,5 h	318 zł
3	FABIA AUTOMAT	5 doors	e20*94/20*1134*00	1999 / 03.2007	H 10A	58019	7,0 kN	1200 kg	50 kg	15,4 kg	✓	✗		1,5 h	532 zł
4	FABIA	5 doors	E20-55R-01 0678	since 04.2007	H 10	55018	7,0 kN	1200 kg	50 kg	14,4 kg	✓	✗		1,5 h	318 zł

5	FABIA <b>AUTOMAT</b>	5 doors	<b>e20*94/20*1134*00</b>	since 04.2007	<b>H 10A</b>	<b>58019</b>	7,0 kN	1200 kg	50 kg	15,4 kg	✓	✂		1,5 h	532 zł
---	----------------------	---------	--------------------------	---------------	--------------	--------------	--------	---------	-------	---------	---	---	--	-------	--------


Lp.	TYPE OF CAR	MODEL	NUMBER OF HOMOLOGATION	YEAR OF CAR PRODUCTION	CAT. NO.	CODE	D	Max towing weight	Max vertical load	Towbar weight	Remove bumper	Bumper cut-out	Ball type	Time of installation	Price netto PLN
<b>SKODA</b>															
6	FABIA	4 doors	E20-55R-01 0677	2001 / 03.2007	H 12	55025	6,17 kN	1200 kg	50 kg	12,9 kg	✓	✗		1,5 h	318 zł
7	FABIA AUTOMAT	4 doors	e20*94/20*1135*00	2001 / 03.2007	H 12A	58026	6,17 kN	1200 kg	50 kg	13,9 kg	✓	✗		1,5 h	532 zł
8	FABIA	Kombi	E20-55R-01 0677	2001 / 03.2007	H 12	55025	6,17 kN	1200 kg	50 kg	12,9 kg	✓	✗		1,5 h	318 zł
9	FABIA AUTOMAT	Kombi	e20*94/20*1135*00	2001 / 03.2007	H 12A	58026	6,17 kN	1200 kg	50 kg	13,9 kg	✓	✗		1,5 h	532 zł
10	FABIA	Kombi	E20-55R-01 0677	since 2008	H 12	55025	6,17 kN	1200 kg	50 kg	12,9 kg	✓	✗		1,5 h	318 zł
11	FABIA AUTOMAT	Kombi	e20*94/20*1135*00	since 2008	H 12A	58026	6,17 kN	1200 kg	50 kg	13,9 kg	✓	✗		1,5 h	532 zł
12	FAVORIT	5 doors	E20-55R-01 0936	1989 / 1994	H 03	55032	5,9 kN	900 kg	50 kg	11,4 kg	✓			1,5 h	225 zł
13	FAVORIT FORMAN	Kombi	e20*94/20*1344*00	1991 / 1995	H 04	55049	5,9 kN	900 kg	50 kg	14,0 kg				1,5 h	284 zł
14	FAVORIT FORMAN AUTOMAT	Kombi	e20*94/20*1345*00	1991 / 1995	H 04A	58040	5,9 kN	900 kg	50 kg	15,0 kg				1,5 h	498 zł
15	FELICIA	5 doors	E20-55R-01 0777	1994 / 2001	H 05	55056	6,0 kN	1000 kg	50 kg	10,0 kg				1,5 h	244 zł
16	FELICIA AUTOMAT	5 doors	e20*94/20*1136*00	1994 / 2001	H 05A	58057	6,0 kN	1000 kg	50 kg	11,0 kg				1,5 h	458 zł
17	FELICIA	Kombi	E20-55R-01 0881	1995 / 2001	H 06	55063	6,58 kN	1200 kg	50 kg	11,7 kg				1,5 h	244 zł
18	FELICIA AUTOMAT	Kombi	e20*94/20*1137*00	1995 / 2001	H 06A	58064	6,58 kN	1200 kg	50 kg	12,7 kg				1,5 h	458 zł
19	FELICIA	Pick-up	e20*94/20*0630*00	since 1996	H 11	55070	6,5 kN	1000 kg	50 kg	11,5 kg				1,5 h	244 zł
20	FELICIA AUTOMAT	Pick-up	e20*94/20*0631*00	since 1996	H 11A	58071	6,5 kN	1000 kg	50 kg	12,5 kg				1,5 h	458 zł
21	OCTAVIA I	5 doors	E20-55R-01 0647	1996 / 05.2004	H 07	55087	8,6 kN	1600 kg	75 kg	14,2 kg	✓	✗		1,5 h	342 zł
22	OCTAVIA I AUTOMAT	5 doors	e20*94/20*0788*00	1996 / 05.2004	H 07A	58088	8,6 kN	1600 kg	75 kg	15,2 kg	✓	✗		1,5 h	556 zł
23	OCTAVIA I AUTOMAT VERTICAL	5 doors	e20*94/20*0820*00	1996 / 05.2004	H 07V	58996	8,6 kN	1600 kg	75 kg	15,2 kg	✓	✗		1,5 h	992 zł
24	OCTAVIA I	Kombi, 4x4 Wheel Drive	E20-55R-01 1497	1998 / 12.2003	H 15	55094	9,2 kN	1650 kg	75 kg	13,7 kg	✓	✗		2 h	350 zł
25	OCTAVIA I AUTOMAT	Kombi, 4x4 Wheel Drive	e20*94/20*1055*00	1998 / 12.2003	H 15A	58095	9,2 kN	1650 kg	75 kg	14,7 kg	✓	✗		2 h	564 zł
26	OCTAVIA I	Kombi	E20-55R-01 0647	since 1998	H 07	55087	8,6 kN	1600 kg	75 kg	14,2 kg	✓	✗		1,5 h	342 zł
27	OCTAVIA I AUTOMAT	Kombi	e20*94/20*0788*00	since 1998	H 07A	58088	8,6 kN	1600 kg	75 kg	15,2 kg	✓	✗		1,5 h	556 zł
28	OCTAVIA I AUTOMAT VERTICAL	Kombi	e20*94/20*0820*00	since 1998	H 07V	58996	8,6 kN	1600 kg	75 kg	15,2 kg	✓	✗		1,5 h	992 zł
29	OCTAVIA II	5 doors, Kombi, 4x4	E20-55R-01 1499	since 2004	H 14	55100	9,5 kN	1800 kg	100 kg	14,9 kg	✓	✗		2 h	342 zł
30	OCTAVIA II AUTOMAT	5 doors, Kombi, 4x4	e20*94/20*1138*00	since 2004	H 14A	58101	9,5 kN	1800 kg	100 kg	15,9 kg	✓	✗		2 h	556 zł
31	OCTAVIA II AUTOMAT VERTICAL	5 doors, Kombi, 4x4	e20*94/20*0830*00	since 2004	H 14V	58989	9,5 kN	1800 kg	100 kg	15,9 kg	✓	✗		2 h	992 zł
32	ROOMSTER		e20*94/20*0190*00	since 2006	H 16	55124	7,02 kN	1200 kg	75 kg	12,6 kg	✓	✗		2 h	342 zł
33	ROOMSTER AUTOMAT		e20*94/20*0189*00	since 2006	H 16A	58125	7,02 kN	1200 kg	75 kg	13,6 kg	✓	✗		2 h	556 zł



Lp.	TYPE OF CAR	MODEL	NUMBER OF HOMOLOGATION	YEAR OF CAR PRODUCTION	CAT. NO.	CODE	D	Max towing weight	Max vertical load	Towbar weight	Remove bumper	Bumper cut-out	Ball type	Time of installation	Price netto PLN
<b>SKODA</b>															
34	SUPERB	4 doors	E20-55R-01 0879	2002 / 08.2008	H 08	55117	10,05 kN	2000 kg	85 kg	17,4 kg	✓			2 h	362 zł
35	SUPERB AUTOMAT	4 doors	e20*94/20*1139*00	2002 / 08.2008	H 08A	58118	10,05 kN	2000 kg	85 kg	18,4 kg	✓			2 h	576 zł
36	SUPERB II	4 doors	e20*94/20*0561*00	since 09.2008	H 17	55131	10,6 kN	2000 kg	100 kg	18,1 kg	✓	✗		2 h	362 zł
37	SUPERB II AUTOMAT	4 doors	e20*94/20*0562*00	since 09.2008	H 17A	58132	10,6 kN	2000 kg	100 kg	19,1 kg	✓	✗		2 h	576 zł
38	SUPERB II AUTOMAT VERTICAL	4 doors	e20*94/20*1465*00	since 09.2008	H 17V	58965	10,6 kN	2000 kg	100 kg	19,1 kg	✓	✗		2 h	1 012 zł
39	SUPERB II	Kombi	e20*94/20*0561*00	since 09.2008	H 17	55131	10,6 kN	2000 kg	100 kg	18,1 kg	✓	✗		2 h	362 zł
40	SUPERB II AUTOMAT	Kombi	e20*94/20*0562*00	since 09.2008	H 17A	58132	10,6 kN	2000 kg	100 kg	19,1 kg	✓	✗		2 h	576 zł
41	SUPERB II AUTOMAT VERTICAL	Kombi	e20*94/20*1465*00	since 09.2008	H 17V	58965	10,6 kN	2000 kg	100 kg	19,1 kg	✓	✗		2 h	1 012 zł
42	YETI		e20*94/20*0994*00	since 2009	H 18	55148	10,0 kN	2000 kg	80 kg	13,7 kg	✓	✗		1,5 h	350 zł
43	YETI AUTOMAT		e20*94/20*0995*00	since 2009	H 18A	58149	10,0 kN	2000 kg	80 kg	14,7 kg	✓	✗		1,5 h	564 zł
44	YETI AUTOMAT VERTICAL		e20*94/20*0996*00	since 2009	H 18V	58972	10,0 kN	2000 kg	80 kg	14,7 kg	✓	✗		1,5 h	1 000 zł
<b>SSANGYOUNG</b>															
1	KORANDO	4 Wheel Drive	e20*94/20*1452*00	since 10.2010	SY 02	59016	11,55 kN	2000 kg	100 kg	17,9 kg				1 h	484 zł
2	KORANDO AUTOMAT	4 Wheel Drive	e20*94/20*1453*00	since 10.2010	SY 02A	60982	11,55 kN	2000 kg	100 kg	18,9 kg				1 h	698 zł
3	KORANDO AUTOMAT VERTICAL	4 Wheel Drive	e20*94/20*1454*00	since 10.2010	SY 02V	60999	11,55 kN	2000 kg	100 kg	18,9 kg				1 h	1 134 zł
4	REXTON		E20-55R-01 1030	since 2002	SY 01	59009	11,9 kN	2300 kg	140 kg	20,7 kg				3 h	433 zł
<b>SUBARU</b>															
1	FORESTER	5 doors	e20*94/20*0194*01	10.1997 / 03.2008	SU 44	60005	10,0 kN	2000 kg	85 kg	19,3 kg				2 h	401 zł
2	FORESTER AUTOMAT	5 doors	e20*94/20*0193*01	10.1997 / 03.2008	SU 44A	60500	10,0 kN	2000 kg	85 kg	20,3 kg				2 h	615 zł
3	FORESTER		e20*94/20*0698*00	since 2008	SU 45	60029	10,0 kN	2000 kg	80 kg	17,6 kg	✓	✗		2 h	385 zł
4	FORESTER AUTOMAT		e20*94/20*0699*00	since 2008	SU 45A	60524	10,0 kN	2000 kg	80 kg	18,6 kg	✓	✗		2 h	599 zł
5	LEGACY OUTBACK	Kombi, type BE / BH	e20*94/20*0640*00	11.1998 / 2004	SU 43	60012	10,5 kN	1800 kg	75 kg	15,4 kg	✓	✗		2 h	323 zł
6	LEGACY OUTBACK AUTOMAT	Kombi, type BE / BH	e20*94/20*0641*00	11.1998 / 2004	SU 43A	60517	10,5 kN	1800 kg	75 kg	16,4 kg	✓	✗		2 h	537 zł
7	LEGACY OUTBACK		e20*94/20*1423*00	since 10.2009	SU 46	60036	10,05 kN	2000 kg	85 kg	16,9 kg	✓	✗		2 h	350 zł
8	LEGACY OUTBACK AUTOMAT		e20*94/20*1424*00	since 10.2009	SU 46A	60531	10,05 kN	2000 kg	85 kg	17,9 kg	✓	✗		2 h	564 zł





























Lp.	TYPE OF CAR	MODEL	NUMBER OF HOMOLOGATION	YEAR OF CAR PRODUCTION	CAT. NO.	CODE	D	Max towing weight	Max vertical load	Towbar weight	Remove bumper	Bumper cut-out	Ball type	Time of installation	Price netto PLN
<b>SUZUKI</b>															
1	ALTO		e20*94/20*1370*00	since 2009	V 69	38301	4,2 kN	650 kg	50 kg	11,0 kg	✓	✗		2,5 h	230 zł
2	ALTO AUTOMAT		e20*94/20*1371*00	since 2009	V 69A	39308	4,2 kN	650 kg	50 kg	12,0 kg	✓	✗		2,5 h	444 zł
3	BALENO	4 doors	e20*94/20*0363*00	1995 / 2002	W 09	61002	6,19 kN	1150 kg	50 kg	17,5 kg				1,5 h	362 zł
4	BALENO AUTOMAT	4 doors	e20*94/20*0364*00	1995 / 2002	W 09A	62009	6,19 kN	1150 kg	50 kg	18,5 kg				1,5 h	576 zł
5	BALENO	Kombi	e20*94/20*0363*00	since 1996	W 04	61019	7,04 kN	1300 kg	75 kg	18,8 kg				2 h	382 zł
6	BALENO AUTOMAT	Kombi	e20*94/20*0364*00	since 1996	W 04A	62016	7,04 kN	1300 kg	75 kg	19,8 kg				2 h	596 zł
7	GRAND VITARA	3/5 doors	E20-55R-01 1249	09.1998 / 2005	W 08	61026	9,8 kN	1850 kg	75 kg	16,5 kg				1 h	342 zł
8	GRAND VITARA AUTOMAT	3/5 doors	e20*94/20*1140*00	09.1998 / 2005	W 08A	62023	9,8 kN	1850 kg	75 kg	17,5 kg				1 h	556 zł
9	GRAND VITARA	3 doors	e20*94/20*0015*00	since 2005	W 24	61187	8,85 kN	1600 kg	85 kg	15,2 kg		✗		2 h	383 zł
10	GRAND VITARA AUTOMAT	3 doors	e20*94/20*0016*00	since 2005	W 24A	62184	8,85 kN	1600 kg	85 kg	16,2 kg		✗		2 h	597 zł
11	GRAND VITARA	5 doors, (except engine 2,4l)	e20*94/20*0067*01	since 2005	W 23	61170	10,5 kN	2000 kg	85 kg	21,5 kg		✗		1 h	417 zł
12	GRAND VITARA AUTOMAT	5 doors, (except engine 2,4l)	e20*94/20*0066*01	since 2005	W 23A	62177	10,5 kN	2000 kg	85 kg	22,5 kg		✗		1 h	631 zł
13	GRAND VITARA AUTOMAT VERTICAL	5 doors, (except engine 2,4l)	e20*94/20*1461*01	since 2005	W 23V	62993	10,5 kN	2000 kg	85 kg	22,5 kg		✗		1 h	1 067 zł
14	GRAND VITARA XL-7		E20-55R-01 1249	2001 / 2006	W 08	61026	9,8 kN	1850 kg	75 kg	16,5 kg				1 h	342 zł
15	GRAND VITARA XL-7 AUTOMAT		e20*94/20*1140*00	2001 / 2006	W 08A	62023	9,8 kN	1850 kg	75 kg	17,5 kg				1 h	556 zł
16	IGNIS	3/5 doors., produced in Hungary	E20-55R-01 1251	since 04.2003	W 19	61040	5,1 kN	800 kg	50 kg	16,8 kg				2 h	362 zł
17	IGNIS AUTOMAT	3/5 doors., produced in Hungary	e20*94/20*1141*00	since 04.2003	W 19A	62047	5,1 kN	800 kg	50 kg	17,8 kg				2 h	576 zł
18	JIMNY	3/5 doors	E20-55R-01 1173	since 1998	W 16	61057	6,7 kN	1300 kg	75 kg	15,2 kg	✓			2 h	373 zł
19	JIMNY AUTOMAT	3/5 doors	e20*94/20*1142*00	since 1998	W 16A	62054	6,7 kN	1300 kg	75 kg	16,2 kg	✓			2 h	587 zł
20	LIANA	5 doors	E20-55R-01 1397	2001 / 2007	W 18	61064	6,9 kN	1200 kg	60 kg	15,9 kg	✓	✗		2 h	323 zł
21	LIANA AUTOMAT	5 doors	e20*94/20*1143*00	2001 / 2007	W 18A	62061	6,9 kN	1200 kg	60 kg	16,9 kg	✓	✗		2 h	537 zł
22	LIANA	4 doors	e20*94/20*1191*00	2002 / 2007	W 20	61071	6,9 kN	1200 kg	75 kg	17,1 kg	✓			3 h	337 zł
23	LIANA AUTOMAT	4 doors	e20*94/20*1192*00	2002 / 2007	W 20A	62078	6,9 kN	1200 kg	75 kg	18,1 kg	✓			3 h	551 zł
24	SAMURAI	3/5 doors	e20*94/20*0625*00	since 1982	W 06	61088	6,5 kN	1300 kg	75 kg	16,8 kg	✓			1,5 h	356 zł
25	SPLASH	3/5 doors	e20*94/20*0733*00	since 2008	W 28	61224	4,5 kN	800 kg	50 kg	14,9 kg		✗		2 h	280 zł
26	SPLASH AUTOMAT		e20*94/20*0734*00	since 2008	W 28A	62221	4,5 kN	800 kg	50 kg	15,9 kg		✗		2 h	494 zł
27	SWIFT	4 doors	e20*94/20*0058*00	1989 / 09.1996	W 01	61095	5,45 kN	1000 kg	50 kg	15,6 kg				1,5 h	323 zł
28	SWIFT AUTOMAT	4 doors	e20*94/20*0059*00	1989 / 09.1996	W 01A	62092	5,45 kN	1000 kg	50 kg	16,6 kg				1,5 h	537 zł

Lp.	TYPE OF CAR	MODEL	NUMBER OF HOMOLOGATION	YEAR OF CAR PRODUCTION	CAT. NO.	CODE	D	Max towing weight	Max vertical load	Towbar weight	Remove bumper	Bumper cut-out	Ball type	Time of installation	Price netto PLN
<b>SUZUKI</b>															
29	SWIFT	3/5 doors	E20-55R-01 1028	1989 / 09.1996	W 13	61101	5,45 kN	1000 kg	50 kg	16,6 kg	✓	✗		1,5 h	308 zł
30	SWIFT AUTOMAT	3/5 doors	e20*94/20*1144*00	1989 / 09.1996	W 13A	62108	5,45 kN	1000 kg	50 kg	17,6 kg	✓	✗		1,5 h	522 zł
31	SWIFT	3/5 doors	E20-55R-01 1028	10.1996 / 2003	W 13	61101	5,45 kN	1000 kg	50 kg	16,6 kg	✓	✗		1,5 h	308 zł
32	SWIFT AUTOMAT	3/5 doors	e20*94/20*1144*00	10.1996 / 2003	W 13A	62108	5,45 kN	1000 kg	50 kg	17,6 kg	✓	✗		1,5 h	522 zł
33	SWIFT	3/5 doors	E20-55R-01 1794	2005 / 08.2010	W 21	61118	6,4 kN	1100 kg	50 kg	14,5 kg	✓	✗		1,5 h	308 zł
34	SWIFT AUTOMAT	3/5 doors	E20-55R-01 1793	2005 / 08.2010	W 21A	62115	6,4 kN	1100 kg	50 kg	15,5 kg	✓	✗		1,5 h	522 zł
35	SWIFT	3/5 doors, 2/4 Wheel Drive	e20*94/20*01404*00	since 09.2010	W 29	61231	6,0 kN	1000 kg	60 kg	18,0 kg	✓	✗		2 h	350 zł
36	SWIFT AUTOMAT	3/5 doors, 2/4 Wheel Drive	e20*94/20*01408*00	since 09.2010	W 29A	62238	6,0 kN	1000 kg	60 kg	19,0 kg	✓	✗		2 h	564 zł
37	SX 4	5 doors, 2 Wheel Drive	e20*94/20*1603*00	since 2006	W 25	61194	7,1 kN	1200 kg	50 kg	19,5 kg	✓	✗		3 h	449 zł
38	SX 4 AUTOMAT	5 doors, 2 Wheel Drive	e20*94/20*1604*00	since 2006	W 25A	62191	7,1 kN	1200 kg	50 kg	20,5 kg	✓	✗		3 h	663 zł
39	SX 4 AUTOMAT VERTICAL	5 doors, 2 Wheel Drive	e20*94/20*1605*00	since 2006	W 25V	62979	7,1 kN	1200 kg	50 kg	20,5 kg	✓	✗		3 h	1 099 zł
40	SX 4	5 doors, 4 Wheel Drive	e20*94/20*1593*00	since 2006	W 26	61200	7,1 kN	1200 kg	50 kg	20,3 kg	✓	✗		3 h	449 zł
41	SX 4 AUTOMAT	5 doors, 4 Wheel Drive	e20*94/20*1594*00	since 2006	W 26A	62207	7,1 kN	1200 kg	50 kg	21,3 kg	✓	✗		3 h	663 zł
42	SX 4 AUTOMAT VERTICAL	5 doors, 4 Wheel Drive	e20*94/20*1595*00	since 2006	W 26V	62962	7,1 kN	1200 kg	50 kg	21,3 kg	✓	✗		3 h	1 099 zł
43	SX 4	4 doors	e20*94/20*0684*00	since 2007	W 27	61217	7,0 kN	1200 kg	50 kg	19,2 kg	✓			2 h	391 zł
44	SX 4 AUTOMAT	4 doors	e20*94/20*0685*00	since 2007	W 27A	62214	7,0 kN	1200 kg	50 kg	20,2 kg	✓			2 h	605 zł
45	VITARA	3 doors	e20*94/20*0359*00	1988 / 2001	W 07	61125	7,9 kN	1500 kg	75 kg	11,7 kg				1 h	318 zł
46	VITARA	5 doors	e20*94/20*0478*00	since 1995	W 05	61132	9,2 kN	1875 kg	75 kg	11,7 kg				1 h	318 zł
47	VITARA	5 doors	e20*94/20*1530*00	since 2005	W 22	61163	10,1 kN	2000 kg	85 kg	18,5 kg		✗		2 h	351 zł
48	VITARA AUTOMAT	5 doors	e20*94/20*1531*00	since 2005	W 22A	62160	10,1 kN	2000 kg	85 kg	19,5 kg		✗		2 h	565 zł
49	VITARA AUTOMAT VERTICAL	5 doors	e20*94/20*1462*00	since 2005	W 22V	62986	10,1 kN	2000 kg	85 kg	19,5 kg		✗		2 h	1 001 zł
50	WAGON R+	5 doors	e20*94/20*0866*00	04.2000 / 08.2002	W 14	61149	5,65 kN	1000 kg	30 kg	17,7 kg				2 h	351 zł
51	WAGON R+ AUTOMAT	5 doors	e20*94/20*0867*00	04.2000 / 08.2002	W 14A	62146	5,65 kN	1000 kg	30 kg	18,7 kg				2 h	565 zł
52	WAGON R+	5 doors, model 2003, (2/4 Wheel Drive)	E20-55R-01 0785	09.2002 / 2008	W 17	61156	6,4 kN	1000 kg	80 kg	18,4 kg				2 h	351 zł
53	WAGON R+ AUTOMAT	5 doors, model 2003, (2/4 Wheel Drive)	e20*94/20*1071*00	09.2002 / 2008	W 17A	62153	6,4 kN	1000 kg	80 kg	19,4 kg				2 h	565 zł




























### TOYOTA



1	AURIS	3/5 doors	e20*94/20*0308*00	since 2007	0 68	63372	8,8 kN	1600 kg	65 kg	15,7 kg				2 h	385 zł
2	AURIS AUTOMAT	3/5 doors	e20*94/20*0309*00	since 2007	0 68A	66373	8,8 kN	1600 kg	65 kg	16,7 kg				2 h	599 zł




























3	AVENSIS	4/5 doors	<b>E20-55R-01 1136</b>	1997 / 12.2002	<b>0 05</b>	<b>63006</b>	7,78 kN	1400 kg	75 kg	10,5 kg	✓	✂		1,5 h	311 zł
4	AVENSIS <b>AUTOMAT</b>	4/5 doors	<b>e20*94/20*1145*00</b>	1997 / 12.2002	<b>0 05A</b>	<b>66007</b>	7,78 kN	1400 kg	75 kg	11,5 kg	✓	✂		1,5 h	525 zł




Lp.	TYPE OF CAR	MODEL	NUMBER OF HOMOLOGATION	YEAR OF CAR PRODUCTION	CAT. NO.	CODE	D	Max towing weight	Max vertical load	Towbar weight	Remove bumper	Bumper cut-out	Ball type	Time of installation	Price netto PLN
<b>TOYOTA</b>															
5	AVENSIS	4/5 doors	E20-55R-01 1245	01.2003 / 2009	0 55	63013	8,6 kN	1550 kg	75 kg	16,4 kg	✓			2,5 h	433 zł
6	AVENSIS AUTOMAT	4/5 doors	e20*94/20*1146*00	01.2003 / 2009	0 55A	66014	8,6 kN	1550 kg	75 kg	17,4 kg	✓			2,5 h	647 zł
7	AVENSIS	4 doors	e20*94/20*0690*00	since 2009	0 73	63426	10,1 kN	2000 kg	75 kg	17,8 kg				2,5 h	390 zł
8	AVENSIS AUTOMAT	4 doors	e20*94/20*0691*00	since 2009	0 73A	66427	10,1 kN	2000 kg	75 kg	18,8 kg				2,5 h	604 zł
9	AVENSIS	Kombi	e20*94/20*0666*00	02.1998 / 03.2003	0 20	63020	8,3 kN	1575 kg	75 kg	13,3 kg	✓	✗		1,5 h	311 zł
10	AVENSIS AUTOMAT	Kombi	e20*94/20*1062*00	02.1998 / 03.2003	0 20A	66021	8,3 kN	1575 kg	75 kg	14,3 kg	✓	✗		1,5 h	525 zł
11	AVENSIS	Kombi	E20-55R-01 0995	01.2003 / 2009	0 56	63037	8,6 kN	1550 kg	75 kg	17,5 kg	✓			2,5 h	433 zł
12	AVENSIS AUTOMAT	Kombi	e20*94/20*1147*00	01.2003 / 2009	0 56A	66038	8,6 kN	1550 kg	75 kg	18,5 kg	✓			2,5 h	647 zł
13	AVENSIS	Kombi	e20*94/20*0692*00	since 2009	0 74	63433	10,1 kN	2000 kg	75 kg	19,0 kg				2,5 h	414 zł
14	AVENSIS AUTOMAT	Kombi	e20*94/20*0693*00	since 2009	0 74A	66434	10,1 kN	2000 kg	75 kg	20,0 kg				2,5 h	628 zł
15	AVENSIS VERSO	5 doors	e20*94/20*0554*00	since 04.2002	0 49	63044	9,7 kN	1500 kg	60 kg	16,1 kg	✓	✗		1,5 h	362 zł
16	AVENSIS VERSO AUTOMAT	5 doors	e20*94/20*0555*00	since 04.2002	0 49A	66045	9,7 kN	1500 kg	60 kg	17,1 kg	✓	✗		1,5 h	576 zł
17	CAMRY	4 doors, (CV 3)	e20*94/20*0305*00	2001 / 2004	0 63	63365	9,5 kN	1700 kg	75 kg	18,6 kg	✓	✗		1,5 h	423 zł
18	CAMRY AUTOMAT	4 doors, (CV 3)	e20*94/20*0306*00	2001 / 2004	0 63A	66366	9,5 kN	1700 kg	75 kg	19,6 kg	✓	✗		1,5 h	637 zł
19	CARINA "E"	4/5 doors, (T 19)	e20*94/20*0048*00	02.1992 / 1997	0 03	63075	7,63 kN	1400 kg	75 kg	13,3 kg	✓	✗		1,5 h	311 zł
20	COROLLA	3/5 doors, (E 10)	E20-55R-01 1343	05.1992 / 06.1997	0 58	63082	7,05 kN	1300 kg	75 kg	13,2 kg	✓	✗		2 h	311 zł
21	COROLLA AUTOMAT	3/5 doors, (E 10)	e20*94/20*1148*00	05.1992 / 06.1997	0 58A	66083	7,05 kN	1300 kg	75 kg	14,2 kg	✓	✗		2 h	525 zł
22	COROLLA	Kombi, (E 10)	e20*94/20*0210*00	05.1992 / 06.1997	0 31	63099	7,6 kN	1300 kg	75 kg	13,1 kg	✓	✗		1,5 h	311 zł
23	COROLLA AUTOMAT	Kombi, (E 10)	E20-55R-01 1517	05.1992 / 06.1997	0 31A	66090	7,6 kN	1300 kg	75 kg	14,1 kg	✓	✗		1,5 h	525 zł
24	COROLLA	3 doors, (E 11)	e20*94/20*0627*00	07.1997 / 07.2001	0 06	63105	7,1 kN	1200 kg	75 kg	12,7 kg	✓	✗		1,5 h	311 zł
25	COROLLA AUTOMAT	3 doors, (E 11)	e20*94/20*0628*00	07.1997 / 07.2001	0 06A	66106	7,1 kN	1200 kg	75 kg	13,7 kg	✓	✗		1,5 h	525 zł
26	COROLLA	4/5 doors, (E 11)	E20-55R-01 1611	07.1997 / 07.2001	0 08	63112	7,1 kN	1400 kg	75 kg	14,0 kg	✓	✗		1,5 h	311 zł
27	COROLLA AUTOMAT	4/5 doors, (E 11)	E20-55R-01 1611	07.1997 / 07.2001	0 08A	66113	7,1 kN	1400 kg	75 kg	15,0 kg	✓	✗		1,5 h	525 zł
28	COROLLA	Kombi, (E 11)	e20*94/20*0245*00	07.1997 / 07.2001	0 17	63129	7,72 kN	1400 kg	75 kg	13,6 kg	✓	✗		1,5 h	311 zł
29	COROLLA AUTOMAT	Kombi, (E 11)	E20-55R-01 1740	07.1997 / 07.2001	0 17A	66120	7,72 kN	1400 kg	75 kg	14,6 kg	✓	✗		1,5 h	525 zł
30	COROLLA	3/5 doors, (E 12)	E20-55R-01 0696	01.2002 / 2007	0 47	63136	7,14 kN	1300 kg	75 kg	13,1 kg	✓	✗		2 h	315 zł
31	COROLLA AUTOMAT	3/5 doors, (E 12)	e20*94/20*1150*00	01.2002 / 2007	0 47A	66137	7,14 kN	1300 kg	75 kg	14,1 kg	✓	✗		2 h	529 zł
32	COROLLA	4 doors, (E 12)	E20-55R-01 1033	01.2002 / 2007	0 48	63143	7,37 kN	1300 kg	75 kg	14,2 kg	✓	✗		2 h	315 zł
































Lp.	TYPE OF CAR	MODEL	NUMBER OF HOMOLOGATION	YEAR OF CAR PRODUCTION	CAT. NO.	CODE	D	Max towing weight	Max vertical load	Towbar weight	Remove bumper	Bumper cut-out	Ball type	Time of installation	Price netto PLN
<b>TOYOTA</b>															
33	COROLLA	Kombi (E 12)	E20-55R-01 0791	01.2002 / 2007	0 52	63150	7,65 kN	1350 kg	55 kg	14,2 kg	✓	✗		2 h	315 zł
34	COROLLA AUTOMAT	Kombi (E 12)	e20*94/20*1151*00	01.2002 / 2007	0 52A	66151	7,65 kN	1350 kg	55 kg	15,2 kg	✓	✗		2 h	529 zł
35	COROLLA	4 doors, (E 15)	e20*94/20*0546*00	since 2007	0 72	63419	8,6 kN	1300 kg	60 kg	17,1 kg	✓	✗		2 h	451 zł
36	COROLLA AUTOMAT	4 doors, (E 15)	e20*94/20*0547*00	since 2007	0 72A	66410	8,6 kN	1300 kg	60 kg	18,1 kg	✓	✗		2 h	665 zł
37	COROLLA VERSO	5 doors	E20-55R-01 0733	2002 / 03.2004	0 50	63167	8,2 kN	1400 kg	55 kg	15,5 kg	✓			2 h	342 zł
38	COROLLA VERSO AUTOMAT	5 doors	e20*94/20*1152*00	2002 / 03.2004	0 50A	66168	8,2 kN	1400 kg	55 kg	16,5 kg	✓			2 h	556 zł
39	COROLLA VERSO		E20-55R-01 1344	04.2004 / 2009	0 59	63174	8,6 kN	1450 kg	75 kg	14,0 kg	✓	✗		2 h	391 zł
40	COROLLA VERSO AUTOMAT		e20*94/20*1057*00	04.2004 / 2009	0 59A	66175	8,6 kN	1450 kg	75 kg	15,0 kg	✓	✗		2 h	605 zł
41	HIACE	furgon, 2/4 Wheel Drive	e20*94/20*0429*00	08.1995 / 2002	0 61	63181	11,9 kN	2000 kg	75 kg	17,3 kg				2 h	316 zł
42	HILUX	Pick-up, (4 Wheel Drive),	e20*94/20*0450*00	10.1997 / 2004	0 51	63198	12,2 kN	2525 kg	90 kg	38,3 kg				2 h	582 zł
43	HILUX	Pick-up, (4 Wheel Drive), with step board	e20*94/20*0456*00	10.1997 / 2004	0 57	63204	12,25 kN	2525 kg	90 kg	30,8 kg				2 h	582 zł
44	HILUX	4x4 Wheel Drive, double cab	e20*94/20*0024*00	since 2005	0 64	63334	12,86 kN	2500 kg	100 kg	24,2 kg	✓			2 h	544 zł
45	HILUX AUTOMAT	4x4 Wheel Drive, double cab	e20*94/20*0025*00	since 2005	0 64A	66335	12,86 kN	2500 kg	100 kg	25,2 kg	✓			2 h	758 zł
46	HILUX	4x4 Wheel Drive, without step board as well as the bearing prepared to assembly of ball catch beam	e20*94/20*1265*00	11.2005 / 2010	0 79	63488	13,8 kN	2800 kg	120 kg	10,3 kg				1 h	316 zł
47	HILUX	4x4 Wheel Drive, without step board as well as the bearing prepared to assembly of ball catch beam	e20*94/20*1552*00	since 08.2010	0 81	63501	13,8 kN	2800 kg	120 kg	7,2 kg				1 h	316 zł
48	HILUX	2 Wheel Drive (small wheels)	e20*94/20*0525*00	since 2005	0 69	63389	12,86 kN	2500 kg	100 kg	24,1 kg	✓			2 h	544 zł
49	HILUX AUTOMAT	2 Wheel Drive (small wheels)	e20*94/20*0526*00	since 2005	0 69A	66380	12,86 kN	2500 kg	100 kg	25,1 kg	✓			2 h	758 zł
50	LAND CRUISER	5 doors, J 100	e20*94/20*0266*00	1998 / 12.2002	0 35	63211	16,6 kN	3500 kg	120 kg	28,7 kg				2 h	578 zł
51	LAND CRUISER	5 doors, J 90 / J 95	e20*94/20*0455*00	1996 / 12.2002	0 46	63228	14,7 kN	3500 kg	140 kg	21,8 kg				1,5 h	566 zł
52	LAND CRUISER	3 doors, J 90 / J 95	e20*94/20*0455*00	1996 / 12.2002	0 45	63235	14,7 kN	2800 kg	130 kg	20,7 kg				1,5 h	566 zł
53	LAND CRUISER	5 doors, J 120	E20-55R-01 0827	01.2003 / 10.2009	0 53	63242	15,41 kN	3500 kg	130 kg	13,2 kg	✓	✗		2 h	221 zł
54	LAND CRUISER	5 doors, J 150	E20-55R-01 0827	since 11.2009	0 53	63242	15,41 kN	3500 kg	130 kg	13,2 kg	✓	✗		2 h	221 zł
55	LAND CRUISER V 8	(*J200*-G**E*W)	e20*94/20*0437*00	since 2007	0 70	63396	17,4 kN	3500 kg	140 kg	11,7 kg	✓	✗		2 h	302 zł
56	LAND CRUISER V 8 AUTOMAT	(*J200*-G**E*W)	e20*94/20*0438*00	since 2007	0 70A	66397	17,4 kN	3500 kg	140 kg	12,7 kg	✓	✗		2 h	516 zł
57	LAND CRUISER V 8	(*J200*-G**E*W)	e20*94/20*0439*00	since 2007	0 71	63402	17,4 kN	3500 kg	140 kg	11,7 kg	✓	✗		2 h	345 zł
58	PICNIC	5 doors, VAN	e20*94/20*0346*00	1996 / 2001	0 54	63259	8,51 kN	1500 kg	60 kg	15,3 kg	✓	✗		2 h	373 zł
59	PICNIC AUTOMAT	5 doors, VAN	e20*94/20*0347*00	1996 / 2001	0 54A	66250	8,51 kN	1500 kg	60 kg	16,3 kg	✓	✗		2 h	587 zł












60	PREVIA		<b>E20-55R-01 1399</b>	since 06.2000	<b>0 60</b>	<b>63266</b>	10,1 kN	1600 kg	75 kg	22,5 kg	✓	✂		2 h	457 zł
61	RAV-4	3/5 doors	<b>e20*94/20*0391*00</b>	1994 / 2000	<b>0 25</b>	<b>63273</b>	9,0 kN	1750 kg	75 kg	11,2 kg				1 h	323 zł

















Lp.	TYPE OF CAR	MODEL	NUMBER OF HOMOLOGATION	YEAR OF CAR PRODUCTION	CAT. NO.	CODE	D	Max towing weight	Max vertical load	Towbar weight	Remove bumper	Bumper cut-out	Ball type	Time of installation	Price netto PLN
<b>TOYOTA</b>															
62	RAV-4	3/5 doors, 4x4 Wheel Drive	E20-55R-01 1250	2000 / 2005	0 41	63280	8,95 kN	1800 kg	75 kg	15,1 kg				1,5 h	311 zł
63	RAV-4 AUTOMAT	3/5 doors, 4x4 Wheel Drive	e20*94/20*1066*00	2000 / 2005	0 41A	66281	8,95 kN	1800 kg	75 kg	16,1 kg				1,5 h	525 zł
64	RAV-4	5 doors, without spare wheel	e20*94/20*0073*00	since 2005	0 66	63341	10,25 kN	2000 kg	90 kg	19,3 kg				1 h	403 zł
65	RAV-4 AUTOMAT	5 doors, without spare wheel	e20*94/20*0072*00	since 2005	0 66A	66342	10,25 kN	2000 kg	90 kg	20,3 kg				1 h	617 zł
66	RAV-4	5 doors, with spare wheel	e20*94/20*0105*01	2005 / 2008	0 67	63358	10,4 kN	2000 kg	90 kg	19,6 kg				1 h	403 zł
67	RAV-4 AUTOMAT	5 doors, with spare wheel	e20*94/20*0104*01	2005 / 2008	0 67A	66359	10,4 kN	2000 kg	90 kg	20,6 kg				1 h	617 zł
68	RAV-4	5 doors, with spare wheel, direction indicator in wing mirrors	e20*94/20*0774*00	since 2009	0 75	63440	10,4 kN	2000 kg	75 kg	20,1 kg				1 h	403 zł
69	RAV-4 AUTOMAT	5 doors, with spare wheel, direction indicator in wing mirrors	e20*94/20*0775*00	since 2009	0 75A	66441	10,4 kN	2000 kg	75 kg	21,1 kg				1 h	617 zł
70	URBAN CRUISER	2 Wheel Drive	e20*94/20*1117*00	since 2009	0 77	63464	6,1 kN	980 kg	50 kg	16,8 kg				1,5 h	411 zł
71	URBAN CRUISER AUTOMAT	2 Wheel Drive	e20*94/20*1116*00	since 2009	0 77A	66465	6,1 kN	980 kg	50 kg	17,8 kg				1,5 h	625 zł
72	URBAN CRUISER AUTOMAT VERTICAL	2 Wheel Drive	e20*94/20*1118*00	since 2009	0 77V	66991	6,1 kN	980 kg	50 kg	17,8 kg				1,5 h	1 061 zł
73	URBAN CRUISER	4 Wheel Drive	e20*94/20*1273*00	since 2009	0 78	63471	6,1 kN	980 kg	50 kg	14,3 kg	✓			1,5 h	411 zł
74	URBAN CRUISER AUTOMAT	4 Wheel Drive	e20*94/20*1274*00	since 2009	0 78A	66472	6,1 kN	980 kg	50 kg	15,3 kg	✓			1,5 h	625 zł
75	VERSO		e20*94/20*0847*00	since 2009	0 76	63457	8,6 kN	1300 kg	55 kg	16,9 kg				1,5 h	391 zł
76	VERSO AUTOMAT		e20*94/20*0848*00	since 2009	0 76A	66458	8,6 kN	1300 kg	55 kg	17,9 kg				1,5 h	605 zł
77	YARIS	3/5 doors, SCP 10L (Japanese version)	E20-55R-01 0730	1999 / 2001	0 24	63297	5,3 kN	900 kg	50 kg	17,6 kg				1 h	323 zł
78	YARIS AUTOMAT	3/5 doors, SCP 10L (Japanese version)	e20*94/20*1058*00	1999 / 2001	0 24A	66298	5,3 kN	900 kg	50 kg	18,6 kg				1 h	537 zł
79	YARIS	3/5 doors, SCP 10L (French version)	E20-55R-01 0730	2002 / 2005	0 24	63297	5,3 kN	900 kg	50 kg	17,6 kg				1 h	323 zł
80	YARIS AUTOMAT	3/5 doors, SCP 10L (French version)	e20*94/20*1058*00	2002 / 2005	0 24A	66298	5,3 kN	900 kg	50 kg	18,6 kg				1 h	537 zł
81	YARIS	3/5 doors	e20*94/20*0070*01	01.2006 / 10.2011	0 65	63310	6,8 kN	1250 kg	50 kg	14,6 kg				1,5 h	308 zł
82	YARIS AUTOMAT	3/5 doors	e20*94/20*0071*01	01.2006 / 10.2011	0 65A	66311	6,8 kN	1250 kg	50 kg	15,6 kg				1,5 h	522 zł
83	YARIS	(P13)	e20*94/20*1648*00	since 10.2011	0 82	63518	6,8 kN	1200 kg	75 kg		✓			2 h	408 zł
84	YARIS AUTOMAT	(P13)	e20*94/20*1649*00	since 10.2011	0 82A	66496	6,8 kN	1200 kg	75 kg		✓			2 h	622 zł
85	YARIS AUTOMAT VERTICAL	(P13)	e20*94/20*1650*00	since 10.2011	0 82V	66977	6,8 kN	1200 kg	75 kg		✓	✂		2 h	1 058 zł
86	YARIS VERSO	5 doors	e20*94/20*0017*00	2000 / 2006	0 16	63303	6,3 kN	1000 kg	50 kg	12,0 kg				1 h	311 zł
87	YARIS VERSO AUTOMAT	5 doors	e20*94/20*0002*00	2000 / 2006	0 16A	66304	6,3 kN	1000 kg	50 kg	13,0 kg				1 h	525 zł
<b>VOLVO</b>															
1	460	4 doors	e20*94/20*0557*00	1988 / 08.1993	L 12	67028	6,76 kN	1200 kg	75 kg	19,7 kg				2 h	382 zł



2	460 <b>AUTOMAT</b>	4 doors	e20*94/20*0558*00	1988 / 08.1993	L 12A	68025	6,76 kN	1200 kg	75 kg	20,7 kg			2 h	596 zł
3	460	4 doors	e20*94/20*0557*00	09.1993 / 1997	L 12	67028	6,76 kN	1200 kg	75 kg	19,7 kg			2 h	382 zł
4	460 <b>AUTOMAT</b>	4 doors	e20*94/20*0558*00	09.1993 / 1997	L 12A	68025	6,76 kN	1200 kg	75 kg	20,7 kg			2 h	596 zł

Lp.	TYPE OF CAR	MODEL	NUMBER OF HOMOLOGATION	YEAR OF CAR PRODUCTION	CAT. NO.	CODE	D	Max towing weight	Max vertical load	Towbar weight	Remove bumper	Bumper cut-out	Ball type	Time of installation	Price netto PLN
<b>VOLVO</b>															
5	850	Kombi	E20-55R-01 1111	1993 / 1997	L 03	67035	9,7 kN	1900 kg	80 kg	17,5 kg	✓			2 h	362 zł
6	850 AUTOMAT	Kombi	e20*94/20*1153*00	1993 / 1997	L 03A	68032	9,7 kN	1900 kg	80 kg	18,5 kg	✓			2 h	576 zł
7	C 30		e20*94/20*1389*00	since 2007	L 22	67127	8,9 kN	1600 kg	100 kg	10,8 kg	✓	✗		2 h	260 zł
8	C 30 AUTOMAT		e20*94/20*1390*00	since 2007	L 22A	68124	8,9 kN	1600 kg	100 kg	11,8 kg	✓	✗		2 h	474 zł
9	C 30 AUTOMAT VERTICAL		e20*94/20*1391*00	since 2007	L 22V	68988	8,9 kN	1600 kg	100 kg	11,8 kg	✓	✗		2 h	910 zł
10	S-40	4 doors	E20-55R-01 1172	1996 / 06.2000	L 13	67042	8,39 kN	1600 kg	80 kg	15,6 kg	✓	✗		2 h	352 zł
11	S-40 AUTOMAT	4 doors	e20*94/20*1154*00	1996 / 06.2000	L 13A	68049	8,39 kN	1600 kg	80 kg	16,6 kg	✓	✗		2 h	566 zł
12	S-40	4 doors	E20-55R-01 0906	07.2000 / 2003	L 15	67059	8,22 kN	1500 kg	80 kg	18,7 kg				2 h	454 zł
13	S-40 AUTOMAT	4 doors	E20-55R-01 0906	07.2000 / 2003	L 15A	68056	8,22 kN	1500 kg	80 kg	19,7 kg				2 h	668 zł
14	S-40	4 doors	e20*94/20*1406*00	since 2004	L 23	67134	8,9 kN	1600 kg	100 kg	14,7 kg	✓	✗		2 h	310 zł
15	S-40 AUTOMAT	4 doors	e20*94/20*1407*00	since 2004	L 23A	68131	8,9 kN	1600 kg	100 kg	15,7 kg	✓	✗		2 h	524 zł
16	S-40 AUTOMAT VERTICAL	4 doors	e20*94/20*1409*00	since 2004	L 23V	68964	8,9 kN	1600 kg	100 kg	15,7 kg	✓	✗		2 h	960 zł
17	S-60	4 doors	e20*94/20*0203*00	since 2000	L 19	67097	9,1 kN	1600 kg	85 kg	15,0 kg	✓	✗		2 h	361 zł
18	S-60 AUTOMAT	4 doors	e20*94/20*0204*00	since 2000	L 19A	68094	9,1 kN	1600 kg	85 kg	16,0 kg	✓	✗		2 h	575 zł
19	S-70	4 doors	E20-55R-01 1111	1997 / 2000	L 03	67035	9,7 kN	1900 kg	80 kg	17,5 kg	✓			2 h	362 zł
20	S-70 AUTOMAT	4 doors	e20*94/20*1153*00	1997 / 2000	L 03A	68032	9,7 kN	1900 kg	80 kg	18,5 kg	✓			2 h	576 zł
21	S-80	4 doors	e20*94/20*0216*00	08.1998 / 07.2006	L 17	67066	10,3 kN	2000 kg	75 kg	19,1 kg	✓	✗		2,5 h	458 zł
22	S-80 AUTOMAT	4 doors	E20-55R-01 1605	08.1998 / 07.2006	L 17A	68063	10,3 kN	2000 kg	75 kg	20,1 kg	✓	✗		2,5 h	672 zł
23	S-80	4 doors, Kombi	e20*94/20*0421*00	since 08.2006	L 20	67103	11 kN	2100 kg	90 kg	13,7 kg	✓	✗		2 h	428 zł
24	S-80 AUTOMAT	4 doors, Kombi	e20*94/20*0422*00	since 08.2006	L 20A	68100	11 kN	2100 kg	90 kg	14,7 kg	✓	✗		2 h	642 zł
25	V-40	Kombi	E20-55R-01 1172	1996 / 06.2000	L 13	67042	8,39 kN	1600 kg	80 kg	15,6 kg	✓	✗		2 h	352 zł
26	V-40 AUTOMAT	Kombi	e20*94/20*1154*00	1996 / 06.2000	L 13A	68049	8,39 kN	1600 kg	80 kg	16,6 kg	✓	✗		2 h	566 zł
27	V-40	Kombi	E20-55R-01 0906	07.2000 / 2004	L 15	67059	8,22 kN	1500 kg	80 kg	18,7 kg				2 h	454 zł
28	V-40 AUTOMAT	Kombi	E20-55R-01 0906	07.2000 / 2004	L 15A	68056	8,22 kN	1500 kg	80 kg	19,7 kg				2 h	668 zł
29	V-50	Kombi	e20*94/20*1406*00	since 2004	L 23	67134	8,9 kN	1600 kg	100 kg	14,7 kg	✓	✗		2 h	310 zł
30	V-50 AUTOMAT	Kombi	e20*94/20*1407*00	since 2004	L 23A	68131	8,9 kN	1600 kg	100 kg	15,7 kg	✓	✗		2 h	524 zł
31	V-50 AUTOMAT VERTICAL	Kombi	e20*94/20*1409*00	since 2004	L 23V	68964	8,9 kN	1600 kg	100 kg	15,7 kg	✓	✗		2 h	960 zł
32	V-70	Kombi	E20-55R-01 1111	1997 / 02.2000	L 03	67035	9,7 kN	1900 kg	80 kg	17,5 kg	✓			2 h	362 zł





























33	V-70 <b>AUTOMAT</b>	Kombi	e20*94/20*1153*00	1997 / 02.2000	L 03A	68032	9,7 kN	1900 kg	80 kg	18,5 kg	✓		2 h	576 zł
----	---------------------	-------	-------------------	----------------	-------	-------	--------	---------	-------	---------	---	--	-----	--------







Lp.	TYPE OF CAR	MODEL	NUMBER OF HOMOLOGATION	YEAR OF CAR PRODUCTION	CAT. NO.	CODE	D	Max towing weight	Max vertical load	Towbar weight	Remove bumper	Bumper cut-out	Ball type	Time of installation	Price netto PLN
<b>VOLVO</b>															
34	V-70	Kombi	E20 55R-01 0985	03.2000 / 08.2007	L 16	67080	10,3 kN	2000 kg	75 kg	18,7 kg	✓	✗		2 h	487 zł
35	V-70 AUTOMAT	Kombi	e20*94/20*1156*00	03.2000 / 08.2007	L 16A	68087	10,3 kN	2000 kg	75 kg	19,7 kg	✓	✗		2 h	701 zł
36	V-70	Kombi	e20*94/20*0421*00	since 08.2007	L 20	67103	11,0 kN	2100 kg	90 kg	13,7 kg	✓	✗		2 h	428 zł
37	V-70 AUTOMAT	Kombi	e20*94/20*0422*00	since 08.2007	L 20A	68100	11,0 kN	2100 kg	90 kg	14,7 kg	✓	✗		2 h	642 zł
38	XC 60		e20*94/20*1309*00	since 11.2008	L 21	67110	11,0 kN	2100 kg	90 kg	15,9 kg	✓	✗		2 h	400 zł
39	XC 60 AUTOMAT		e20*94/20*1310*00	since 11.2008	L 21A	68117	11,0 kN	2100 kg	90 kg	16,9 kg	✓	✗		2 h	614 zł
40	XC 60 AUTOMAT VERTICAL		e20*94/20*1311*00	since 11.2008	L 21V	68995	11,0 kN	2100 kg	90 kg	16,9 kg	✓	✗		2 h	1 050 zł
41	XC 70		e20*94/20*1466*00	since 2007	L 24	67141	11,0 kN	2100 kg	90 kg	14,2 kg	✓	✗		2 h	420 zł
42	XC 70 AUTOMAT		e20*94/20*1467*00	since 2007	L 24A	68148	11,0 kN	2100 kg	90 kg	15,2 kg	✓	✗		2 h	634 zł
43	XC 90	5 doors	e20*94/20*0201*00	since 2003	L 18	67073	12,2 kN	2250 kg	140 kg	18,5 kg		✗		2 h	419 zł
44	XC 90 AUTOMAT	5 doors	e20*94/20*0202*00	since 2003	L 18A	68070	12,2 kN	2250 kg	140 kg	19,5 kg		✗		2 h	633 zł





























<b>VOLKSWAGEN</b>															
1	AMAROK	also bumper integrated with step	e20*94/20*1521*00	since 08.2010	K 55	69428	14,3 kN	2800 kg	120 kg	5,8 kg				2 h	190 zł
2	BORA	4 doors	E20-55R-01 0647	since 1998	H 07	55087	8,6 kN	1600 kg	75 kg	14,2 kg	✓	✗		1,5 h	342 zł
3	BORA AUTOMAT	4 doors	e20*94/20*0788*00	since 1998	H 07A	58088	8,6 kN	1600 kg	75 kg	15,2 kg	✓	✗		1,5 h	556 zł
4	BORA AUTOMAT VERTICAL	4 doors	e20*94/20*0820*00	since 1998	H 07V	58996	8,6 kN	1600 kg	75 kg	15,2 kg	✓	✗		1,5 h	992 zł
5	BORA VARIANT	Kombi	E20-55R-01 0647	since 1999	H 07	55087	8,6 kN	1600 kg	75 kg	14,2 kg	✓	✗		1,5 h	342 zł
6	BORA VARIANT AUTOMAT	Kombi	e20*94/20*0788*00	since 1999	H 07A	58088	8,6 kN	1600 kg	75 kg	15,2 kg	✓	✗		1,5 h	556 zł
7	BORA VARIANT AUTOMAT VERTICAL	Kombi	e20*94/20*0820*00	since 1999	H 07V	58996	8,6 kN	1600 kg	75 kg	15,2 kg	✓	✗		1,5 h	992 zł
8	CADDY	delivery van	e20*94/20*0209*00	11.1995 / 12.2003	K 31	69008	6,7 kN	1100 kg	50 kg	13,3 kg				1 h	301 zł
9	CADDY AUTOMAT	delivery van	E20-55R-01 1626	11.1995 / 12.2003	K 31A	72008	6,7 kN	1100 kg	50 kg	14,3 kg				1 h	515 zł
10	CADDY	delivery van also maxi	e20*94/20*0211*01	since 02.2004	K 45	69015	9,4 kN	1650 kg	80 kg	18,6 kg	✓			2 h	402 zł
11	CADDY AUTOMAT	delivery van also maxi	E20-55R-01 1512	since 02.2004	K 45A	72015	9,4 kN	1650 kg	80 kg	18,6 kg	✓			2 h	616 zł
12	CADDY AUTOMAT VERTICAL	delivery van also maxi	e20*94/20*1442*01	since 02.2004	K 45V	72954	9,4 kN	1650 kg	80 kg	18,6 kg	✓			2 h	1 052 zł
13	CRAFTER	3,25/3,665/4,325m, furgon, with step board, single wheels	e20*94/20*0208*01	since 04.2006	D 34	32248	16,0 kN	3500 kg	150 kg	26,6 kg				2 h	616 zł
14	CRAFTER	3,25/3,665/4,325m, furgon, without step board, single weels	e20*94/20*0145*01	since 04.2006	D 35	32255	16,0 kN	3500 kg	150 kg	19,7 kg				1,5 h	498 zł
15	CRAFTER	3,25/3,665/4,325m, open loading platform, single wheels	e20*94/20*0145*01	since 04.2006	D 35	32255	16,0 kN	3500 kg	150 kg	19,7 kg				1,5 h	498 zł
16	CRAFTER	5 ton, open loading platform, double wheels	e20*94/20*0512*00	since 2006	D 40	32316	20,2 kN	3500 kg	140 kg	18,8 kg	✓			2 h	526 zł


17	FOX	e20*94/20*0578*00	since 2006	K 50	69374	6,7 kN	1000 kg	50 kg	14,4 kg	✓	✂		2 h	338 zł
18	FOX <b>AUTOMAT</b>	e20*94/20*0579*00	since 2006	K 50A	72374	6,7 kN	1000 kg	50 kg	15,4 kg	✓	✂		2 h	552 zł

































Lp.	TYPE OF CAR	MODEL	NUMBER OF HOMOLOGATION	YEAR OF CAR PRODUCTION	CAT. NO.	CODE	D	Max towing weight	Max vertical load	Towbar weight	Remove bumper	Bumper cut-out	Ball type	Time of installation	Price netto PLN
<b>VOLKSWAGEN</b>															
19	GOLF II	3/5 doors, narrow bumper	e20*94/20*0667*00	08.1983 / 10.1991	K 04	69039	6,93 kN	1300 kg	75 kg	12,4 kg	✓			1 h	202 zł
20	GOLF II	3/5 doors, wide bumper	e20*94/20*1346*00	08.1989 / 10.1991	K 32	69046	7,6 kN	1500 kg	75 kg	15,2 kg	✓	✗		1 h	323 zł
21	GOLF II AUTOMAT	3/5 doors, wide bumper	e20*94/20*1347*00	08.1989 / 10.1991	K 32A	72046	7,6 kN	1500 kg	75 kg	16,2 kg	✓	✗		1 h	537 zł
22	GOLF III	3/5 doors	E20-55R-01 0944	11.1991 / 1997	K 05	69053	8,2 kN	1500 kg	75 kg	13,6 kg	✓	✗		1,5 h	264 zł
23	GOLF III AUTOMAT	3/5 doors	e20*94/20*0409*00	11.1991 / 1997	K 05A	72053	8,2 kN	1500 kg	75 kg	14,6 kg	✓	✗		1,5 h	478 zł
24	GOLF III VARIANT	Kombi	E20-55R-01 0770	1993 / 1998	K 16	69060	7,8 kN	1500 kg	75 kg	14,6 kg	✓	✗		1,5 h	303 zł
25	GOLF III VARIANT AUTOMAT	Kombi	e20*94/20*1157*00	1993 / 1998	K 16A	72060	7,8 kN	1500 kg	75 kg	15,6 kg	✓	✗		1,5 h	517 zł
26	GOLF IV	3/5 doors	E20-55R-01 0647	1997 / 11.2003	H 07	55087	8,6 kN	1600 kg	75 kg	14,2 kg	✓	✗		1,5 h	342 zł
27	GOLF IV AUTOMAT	3/5 doors	e20*94/20*0788*00	1997 / 11.2003	H 07A	58088	8,6 kN	1600 kg	75 kg	15,2 kg	✓	✗		1,5 h	556 zł
28	GOLF IV AUTOMAT VERTICAL	3/5 doors	e20*94/20*0820*00	1997 / 11.2003	H 07V	58996	8,6 kN	1600 kg	75 kg	15,2 kg	✓	✗		1,5 h	992 zł
29	GOLF IV VARIANT	Kombi	E20-55R-01 0647	1998 / 2005	H 07	55087	8,6 kN	1600 kg	75 kg	14,2 kg	✓	✗		1,5 h	342 zł
30	GOLF IV VARIANT AUTOMAT	Kombi	e20*94/20*0788*00	1998 / 2005	H 07A	58088	8,6 kN	1600 kg	75 kg	15,2 kg	✓	✗		1,5 h	556 zł
31	GOLF IV VARIANT AUTOMAT VERTICAL	Kombi	e20*94/20*0820*00	1998 / 2005	H 07V	58996	8,6 kN	1600 kg	75 kg	15,2 kg	✓	✗		1,5 h	992 zł
32	GOLF IV	5 doors, 4x4 Wheel Drive	E20-55R-01 1497	1998 / 2003	H 15	55094	9,2 kN	1650 kg	75 kg	13,7 kg	✓	✗		2 h	350 zł
33	GOLF IV AUTOMAT	5 doors, 4x4 Wheel Drive	e20*94/20*1055*00	1998 / 2003	H 15A	58095	9,2 kN	1650 kg	75 kg	14,7 kg	✓	✗		2 h	564 zł
34	GOLF V	3/5 doors	E20-55R-01 1193	since 2003	K 44	69077	9,4 kN	1700 kg	100 kg	13,7 kg	✓	✗		3 h	347 zł
35	GOLF V AUTOMAT	3/5 doors	e20*94/20*1056*00	since 2003	K 44A	72077	9,4 kN	1700 kg	100 kg	14,7 kg	✓	✗		3 h	561 zł
36	GOLF V AUTOMAT VERTICAL	3/5 doors	e20*94/20*0828*00	since 2003	K 44V	72985	9,4 kN	1700 kg	100 kg	14,7 kg	✓	✗		3 h	997 zł
37	GOLF V	Kombi	e20*94/20*0088*01	06.2007 / 06.2009	K 49	69367	9,3 kN	1800 kg	100 kg	15,6 kg	✓	✗		2 h	323 zł
38	GOLF V AUTOMAT	Kombi	e20*94/20*0089*01	06.2007 / 06.2009	K 49A	72367	9,3 kN	1800 kg	100 kg	16,6 kg	✓	✗		2 h	537 zł
39	GOLF VI	3/5 doors	E20-55R-01 1193	since 2008	K 44	69077	9,4 kN	1700 kg	100 kg	13,7 kg	✓	✗		3 h	347 zł
40	GOLF VI AUTOMAT	3/5 doors	e20*94/20*1056*00	since 2008	K 44A	72077	9,4 kN	1700 kg	100 kg	14,7 kg	✓	✗		3 h	561 zł
41	GOLF VI AUTOMAT VERTICAL	3/5 doors	e20*94/20*0828*00	since 2008	K 44V	72985	9,4 kN	1700 kg	100 kg	14,7 kg	✓	✗		3 h	997 zł
42	GOLF VI	Kombi	e20*94/20*0088*01	since 07.2009	K 49	69367	9,3 kN	1800 kg	100 kg	15,6 kg	✓	✗		2 h	323 zł
43	GOLF VI AUTOMAT	Kombi	e20*94/20*0089*01	since 07.2009	K 49A	72367	9,3 kN	1800 kg	100 kg	16,6 kg	✓	✗		2 h	537 zł
44	GOLF PLUS	5 doors	E20-55R-01 1193	since 2005	K 44	69077	9,4 kN	1700 kg	100 kg	13,7 kg	✓	✗		3 h	347 zł
45	GOLF PLUS AUTOMAT	5 doors	e20*94/20*1056*00	since 2005	K 44A	72077	9,4 kN	1700 kg	100 kg	14,7 kg	✓	✗		3 h	561 zł
46	GOLF PLUS AUTOMAT VERTICAL	5 doors	e20*94/20*0828*00	since 2005	K 44V	72985	9,4 kN	1700 kg	100 kg	14,7 kg	✓	✗		3 h	997 zł















47	JETTA II	2/4 doors, narrow bumper	e20*94/20*0667*00	12.1983 / 07.1989	K 04	69039	6,93 kN	1300 kg	75 kg	12,4 kg	✓			1 h	202 zł
48	JETTA	4 doors	e20*94/20*0088*01	08.2005 / 12.2010	K 49	69367	9,3 kN	1800 kg	100 kg	15,6 kg	✓	✗		2 h	323 zł
49	JETTA AUTOMAT	4 doors	e20*94/20*0089*01	08.2005 / 12.2010	K 49A	72367	9,3 kN	1800 kg	100 kg	16,6 kg	✓	✗		2 h	537 zł
50	JETTA	4 doors	e20*94/20*1539*00	since 01.2011	K 56	69435	9,3 kN	1800 kg	75 kg	15,9 kg	✓			2 h	346 zł
51	JETTA AUTOMAT	4 doors	e20*94/20*1540*00	since 01.2011	K 56A	72428	9,3 kN	1800 kg	75 kg	16,9 kg	✓			2 h	560 zł
52	JETTA AUTOMAT VERTICAL	4 doors	e20*94/20*1541*00	since 01.2011	K 56V	72923	9,3 kN	1800 kg	75 kg	16,9 kg	✓	✗		2 h	996 zł

Lp.	TYPE OF CAR	MODEL	NUMBER OF HOMOLOGATION	YEAR OF CAR PRODUCTION	CAT. NO.	CODE	D	Max towing weight	Max vertical load	Towbar weight	Remove bumper	Bumper cut-out	Ball type	Time of installation	Price netto PLN
<b>VOLKSWAGEN</b>															
53	LUPO	3 doors	E20-55R-01 0840	1998 / 2005	K 07	69107	5,08 kN	850 kg	50 kg	12,0 kg	✓	✗		2 h	274 zł
54	LUPO	3 doors	e20*94/20*1166*00	1998 / 2005	K 07A	72107	5,08 kN	850 kg	50 kg	13,0 kg	✓	✗		2 h	488 zł
55	LT 28	furgon	e20*94/20*0350*00	1982 / 06.1996	K 14	69114	12,9 kN	2500 kg	75 kg	15,8 kg	✓			1,5 h	362 zł
56	LT 28/46	3,05m, furgon, without step board	E20-55R-01 1543	1996 / 03.2006	D 12	32088	15,3 kN	2800 kg	100 kg	19,7 kg				1,5 h	441 zł
57	LT 28/46	3,55/4,025m, furgon, without step board, single wheels	E20-55R-01 0735	1995 / 03.2006	D 13	32095	13,7 kN	2800 kg	100 kg	16,8 kg				1,5 h	382 zł
58	LT 28/46	3,55/4,025m, furgon, with step board, single wheels	E20-55R-01 0895	1995 / 03.2006	D 19	32101	13,75 kN	2800 kg	100 kg	19,1 kg				1,5 h	422 zł
59	LT 28/46	4,025m, furgon, without step board, double wheels	E20-55R-01 0735	1995 / 03.2006	D 13	32095	13,7 kN	2800 kg	100 kg	16,8 kg				1,5 h	382 zł
60	LT 28/46	3,05/3,55/4,025m, open loading platform, double wheels	e20*94/20*0475*00	1995 / 03.2006	D 15	32118	15,26 kN	2800 kg	100 kg	22,8 kg				1,5 h	480 zł
61	LT 28/46	3,55/4,025m, open loading platform, single wheels	e20*94/20*0496*00	1995 / 03.2006	D 17	32262	15,3 kN	2800 kg	100 kg	15,4 kg				1 h	455 zł
62	PASSAT	4 doors, Kombi CL (version 1)	e20*94/20*0668*00	04.1988 / 09.1993	K 10	69145	9,81 kN	2000 kg	75 kg	12,7 kg	✓	✗		2 h	241 zł
63	PASSAT	4 doors, Kombi CL (version 2)	E20 55R-01 0994	04.1988 / 09.1993	K 010	69152	9,1 kN	2000 kg	75 kg	15,8 kg	✓	✗		2 h	304 zł
64	PASSAT AUTOMAT	4 doors, Kombi CL (version 2)	e20*94/20*1158*00	04.1988 / 09.1993	K 010A	72152	9,1 kN	2000 kg	75 kg	16,8 kg	✓	✗		2 h	518 zł
65	PASSAT	4 doors, Kombi CL	e20*94/20*0669*00	10.1993 / 09.1996	K 19	69169	9,81 kN	2000 kg	85 kg	16,6 kg	✓	✗		2 h	317 zł
66	PASSAT AUTOMAT	4 doors, Kombi CL	e20*94/20*0408*00	10.1993 / 09.1996	K 19A	72169	9,81 kN	2000 kg	85 kg	17,6 kg	✓	✗		2 h	531 zł
67	PASSAT	4 doors, 3B, (B5), except Quattro	E20-55R-01 0878	10.1996 / 02.2005	K 34	69183	10,2 kN	2000 kg	85 kg	17,5 kg	✓			2 h	323 zł
68	PASSAT AUTOMAT	4 doors, 3B, (B5), except Quattro	e20*94/20*0410*00	10.1996 / 02.2005	K 34A	72183	10,2 kN	2000 kg	85 kg	18,5 kg	✓			2 h	537 zł
69	PASSAT AUTOMAT VERTICAL	4 doors, 3B, (B5), except Quattro	e20*94/20*0827*00	10.1996 / 02.2005	K 34V	72992	10,2 kN	2000 kg	85 kg	18,5 kg	✓	✗		2 h	973 zł
70	PASSAT	Kombi, 3B, (B5), except Quattro	E20-55R-01 0878	10.1996 / 08.2005	K 34	69183	10,2 kN	2000 kg	85 kg	17,5 kg	✓			2 h	323 zł
71	PASSAT AUTOMAT	Kombi, 3B, (B5), except Quattro	e20*94/20*0410*00	10.1996 / 08.2005	K 34A	72183	10,2 kN	2000 kg	85 kg	18,5 kg	✓			2 h	537 zł
72	PASSAT AUTOMAT VERTICAL	Kombi, 3B, (B5), except Quattro	e20*94/20*0827*00	10.1996 / 08.2005	K 34V	72992	10,2 kN	2000 kg	85 kg	18,5 kg	✓	✗		2 h	973 zł
73	PASSAT	4 doors Syncro 4x4 Wheel Drive	E20-55R-01 1197	10.1996 / 09.2000	K 43	69190	11,3 kN	2200 kg	85 kg	19,7 kg	✓	✗		2 h	361 zł
74	PASSAT AUTOMAT	4 doors Syncro 4x4 Wheel Drive	e20*94/20*1159*00	10.1996 / 09.2000	K 43A	72190	11,3 kN	2200 kg	85 kg	20,7 kg	✓	✗		2 h	575 zł
75	PASSAT	Kombi Syncro 4x4 Wheel Drive	E20-55R-01 1197	05.1997 / 09.2000	K 43	69190	11,3 kN	2200 kg	85 kg	19,7 kg	✓	✗		2 h	361 zł
76	PASSAT AUTOMAT	Kombi Syncro 4x4 Wheel Drive	e20*94/20*1159*00	05.1997 / 09.2000	K 43A	72190	11,3 kN	2200 kg	85 kg	20,7 kg	✓	✗		2 h	575 zł
77	PASSAT	4 doors, Kombi Motion 4x4 Wheel Drive	E20-55R-01 1197	10.2000 / 12.2004	K 43	69190	11,3 kN	2200 kg	85 kg	19,7 kg	✓	✗		2 h	361 zł
78	PASSAT AUTOMAT	4 doors, Kombi Motion 4x4 Wheel Drive	e20*94/20*1159*00	10.2000 / 12.2004	K 43A	72190	11,3 kN	2200 kg	85 kg	20,7 kg	✓	✗		2 h	575 zł
79	PASSAT	4 doors, Kombi CL, 4x4	E20-55R-01 1816	since 04.2005	K 48	69206	11,30 kN	2200 kg	90 kg	17,1 kg	✓	✗		2 h	362 zł
80	PASSAT AUTOMAT	4 doors, Kombi CL, 4x4	E20-55R-01 1817	since 04.2005	K 48A	72206	11,30 kN	2200 kg	90 kg	18,1 kg	✓	✗		2 h	576 zł

81	PASSAT AUTOMAT VERTICAL	4 doors, Kombi CL, 4x4	e20*94/20*1405*00	since 04.2005	K 48V	72961	11,30 kN	2200 kg	90 kg	18,1 kg	✓	✂		2 h	1 012 zł
----	-------------------------	------------------------	-------------------	---------------	-------	-------	----------	---------	-------	---------	---	---	--	-----	----------

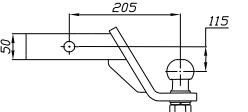
Lp.	TYPE OF CAR	MODEL	NUMBER OF HOMOLOGATION	YEAR OF CAR PRODUCTION	CAT. NO.	CODE	D	Max towing weight	Max vertical load	Towbar weight	Remove bumper	Bumper cut-out	Ball type	Time of installation	Price netto PLN
<b>VOLKSWAGEN</b>															
82	PASSAT	CC, 4x4	e20*94/20*1455*00	since 03.2005	K 53	69404	11,30 kN	2200 kg	90 kg	17,1 kg	✓	✗		2 h	362 zł
83	PASSAT AUTOMAT	CC, 4x4	e20*94/20*1456*00	since 03.2005	K 53A	72404	11,30 kN	2200 kg	90 kg	18,1 kg	✓	✗		2 h	576 zł
84	PASSAT AUTOMAT VERTICAL	CC, 4x4	e20*94/20*1457*00	since 03.2005	K 53V	72947	11,30 kN	2200 kg	90 kg	18,1 kg	✓	✗		2 h	1 012 zł
85	POLO	3 doors, Kombi - FOX	e20*94/20*1342*00	08.1990 / 09.1994	K 02	69213	5,54 kN	1000 kg	50 kg	17,5 kg	✓	✗		2 h	321 zł
86	POLO AUTOMAT	3 doors, Kombi - FOX	e20*94/20*1343*00	08.1990 / 09.1994	K 02A	72213	5,54 kN	1000 kg	50 kg	18,5 kg	✓	✗		2 h	535 zł
87	POLO	3/5 doors	E20-55R-01 1055	09.1994 / 09.1999	K 21	69220	6,34 kN	1200 kg	50 kg	13,7 kg	✓			2 h	288 zł
88	POLO AUTOMAT	3/5 doors	e20*94/20*1160*00	09.1994 / 09.1999	K 21A	72220	6,34 kN	1200 kg	50 kg	14,7 kg	✓			2 h	502 zł
89	POLO	3/5 doors	E20-55R-01 0940	09.1999 / 12.2001	K 30	69237	6,48 kN	1200 kg	50 kg	12,3 kg	✓	✗		2 h	301 zł
90	POLO AUTOMAT	3/5 doors	e20*94/20*1161*00	09.1999 / 12.2001	K 30A	72237	6,48 kN	1200 kg	50 kg	13,3 kg	✓	✗		2 h	515 zł
91	POLO	3/5 doors	E20-55R-01 0700	2002 / 05.2005	K 40	69244	7,5 kN	1390 kg	60 kg	12,2 kg	✓	✗		2 h	301 zł
92	POLO AUTOMAT	3/5 doors	e20*94/20*1162*00	2002 / 05.2005	K 40A	72244	7,5 kN	1390 kg	60 kg	13,2 kg	✓	✗		2 h	515 zł
93	POLO	3/5 doors	E20-55R-01 0700	06.2005 / 06.2009	K 40	69244	7,5 kN	1390 kg	60 kg	12,2 kg	✓	✗		2 h	301 zł
94	POLO AUTOMAT	3/5 doors	e20*94/20*1162*00	06.2005 / 06.2009	K 40A	72244	7,5 kN	1390 kg	60 kg	13,2 kg	✓	✗		2 h	515 zł
95	POLO	(6R)	e20*94/20*1179*00	since 05.2009	K 52	69398	7,5 kN	1390 kg	85 kg	13,0 kg	✓	✗		1,5 h	323 zł
96	POLO AUTOMAT	(6R)	e20*94/20*1180*00	since 05.2009	K 52A	72398	7,5 kN	1390 kg	85 kg	14,0 kg	✓	✗		1,5 h	537 zł
97	POLO CLASSIC	4 doors	E20-55R-01 0838	1996 / 2000	K 22	69251	6,7 kN	1200 kg	50 kg	16,2 kg	✓	✗		2 h	323 zł
98	POLO CLASSIC AUTOMAT	4 doors	e20*94/20*0407*00	1996 / 2000	K 22A	72251	6,7 kN	1200 kg	50 kg	17,2 kg	✓	✗		2 h	537 zł
99	POLO VARIANT	Kombi	E20-55R-01 0838	1997 / 2000	K 22	69251	6,7 kN	1200 kg	50 kg	16,2 kg	✓	✗		2 h	323 zł
100	POLO VARIANT AUTOMAT	Kombi	e20*94/20*0407*00	1997 / 2000	K 22A	72251	6,7 kN	1200 kg	50 kg	17,2 kg	✓	✗		2 h	537 zł
101	SHARAN	5 doors, VAN	e20*94/20*0654*00	1995 / 04.2000	C 33	17214	11,09 kN	2100 kg	85 kg	16,1 kg	✓	✗		2 h	349 zł
102	SHARAN AUTOMAT	5 doors, VAN	e20*94/20*0928*00	1995 / 04.2000	C 33A	19218	11,09 kN	2100 kg	85 kg	17,1 kg	✓	✗		2 h	563 zł
103	SHARAN	5 doors, VAN	E20-55R-01 0822	since 05.2000	C 39	17221	11,81 kN	2100 kg	85 kg	17,3 kg	✓			2 h	349 zł
104	SHARAN AUTOMAT	5 doors, VAN	e20*94/20*0929*00	since 05.2000	C 39A	19225	11,81 kN	2100 kg	85 kg	18,3 kg	✓			2 h	563 zł
105	SHARAN AUTOMAT VERTICAL	5 doors, VAN	e20*94/20*0832*00	since 05.2000	C 39V	19997	11,81 kN	2100 kg	85 kg	18,3 kg	✓			2 h	999 zł
106	SHARAN		e20*94/20*1458*00	since 07.2010	K 54	69411	12,5 kN	2500 kg	100 kg	19,0 kg	✓	✗		2 h	420 zł
107	SHARAN AUTOMAT		e20*94/20*1459*00	since 07.2010	K 54A	72411	12,5 kN	2500 kg	100 kg	20,0 kg	✓	✗		2 h	634 zł
108	SHARAN AUTOMAT VERTICAL		e20*94/20*1460*00	since 07.2010	K 54V	72930	12,5 kN	2500 kg	100 kg	20,0 kg	✓	✗		2 h	1 070 zł
109	TIGUAN		e20*94/20*0581*00	since 11.2007	K 51	69381	12,0 kN	2500 kg	140 kg	15,9 kg	✓	✗		2 h	435 zł

110	TIGUAN <b>AUTOMAT</b>		e20*94/20*0582*00	since 11.2007	<b>K 51A</b>	<b>72381</b>	12,0 kN	2500 kg	140 kg	16,9 kg	✓	✂		2 h	649 zł
111	TIGUAN <b>AUTOMAT VERTICAL</b>		e20*94/20*1627*00	since 11.2007	<b>K 51V</b>	<b>72909</b>	12,0 kN	2500 kg	140 kg	16,9 kg	✓	✂		2 h	1 085 zł

Lp.	TYPE OF CAR	MODEL	NUMBER OF HOMOLOGATION	YEAR OF CAR PRODUCTION	CAT. NO.	CODE	D	Max towing weight	Max vertical load	Towbar weight	Remove bumper	Bumper cut-out	Ball type	Time of installation	Price netto PLN
<b>VOLKSWAGEN</b>															
112	TOUAREG		E20-55R-01 1194	since 2003	K 46	69275	16,3 kN	3500 kg	140 kg	22,1 kg	✓	✗		2 h	672 zł
113	TOUAREG AUTOMAT		e20*94/20*1402*00	since 2003	K 46A	72275	16,3 kN	3500 kg	140 kg	23,1 kg	✓	✗		2 h	886 zł
114	TOUAREG AUTOMAT VERTICAL		e20*94/20*1403*00	since 2003	K 46V	72978	16,3 kN	3500 kg	140 kg	23,1 kg	✓	✗		2 h	1 322 zł
115	TOURAN	5 doors, VAN	E20-55R-01 0920	since 2003	K 41	69282	9,90 kN	1800 kg	75 kg	15,1 kg	✓	✗		2 h	382 zł
116	TOURAN AUTOMAT	5 doors, VAN	e20*94/20*0942*00	since 2003	K 41A	72282	9,90 kN	1800 kg	75 kg	16,1 kg	✓	✗		2 h	596 zł
117	TOURAN AUTOMAT VERTICAL	5 doors, VAN	e20*94/20*1618*00	since 2003	K 41V	72916	9,90 kN	1800 kg	75 kg	16,1 kg	✓	✗		2 h	1 032 zł
118	T 4	TRANSPORTER , 4x4 Wheel Drive	e20*94/20*0670*00	08.1990 / 01.1996	K 12	69305	12,9 kN	2500 kg	100 kg	14,2 kg	✓	✗		1,5 h	340 zł
119	T 4	TRANSPORTER , 4x4 Wheel Drive	E20-55R-01 0769	1996 / 12.2002	K 27	69312	12,3 kN	2500 kg	100 kg	18,1 kg				2 h	340 zł
120	T 4	TRANSPORTER, open loading platform	e20*94/20*0393*00	09.1990 / 12.2002	K 28	69329	12,9 kN	2000 kg	100 kg	20,7 kg				1,5 h	401 zł
121	T 5	TRANSPORTER , MULTIVAN	E20-55R-01 0992	since 01.2003	K 42	69336	14,0 kN	2800 kg	120 kg	13,9 kg	✓			2 h	441 zł
122	T 5 AUTOMAT	TRANSPORTER , MULTIVAN	e20*94/20*0936*00	since 01.2003	K 42A	72336	14,0 kN	2800 kg	120 kg	14,9 kg	✓			2 h	655 zł
123	T 5	open loading platform	E20-55R-01 1614	since 01.2003	K 47	69343	14,4 kN	2500 kg	100 kg	15,6 kg				2 h	441 zł
124	VENTO	4 doors	E20-55R-01 0699	1992 / 1998	K 06	69350	7,84 kN	1500 kg	75 kg	14,6 kg	✓	✗		1,5 h	303 zł
125	VENTO AUTOMAT	4 doors	e20*94/20*1163*00	1992 / 1998	K 06A	72350	7,84 kN	1500 kg	75 kg	15,6 kg	✓	✗		1,5 h	517 zł

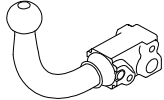
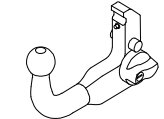
Lp.	ACCESORIES	NUMBER OF HOMOLOGATION	CAT. NO.	CODE	D	Max towing weight	Weight	Price netto PLN
<b>SWAN NECK-BALL TO TOWBARS</b>								
1	Swan neck-ball to towbars		KL1					61 zł
2	Plate with towball-4 screws M12, distance 83x56mm (PŁ1)	E20-55R-01 1814	PK4-1		22,7 kN	3500 kg	2,2 kg	75 zł
3	Plate with towball-4 screws M12, rozstaw 90x56mm (PŁ1/A)	E20-55R-01 1814	PK4-1		22,7 kN	3500 kg	2,2 kg	75 zł
4	Plate with towball without holes (PŁ4)	E20-55R-01 1814	PK4-1		22,7 kN	3500 kg	2,2 kg	75 zł
5	Plate with lower towball without holes (PŁ5)	E20-55R-01 1814	PK4-1		22,7 kN	3500 kg	2,2 kg	75 zł
6	Plate with lower towball-4 screws M12, distance 83x56mm (PŁ3)	E20-55R-01 1814	PK4-1		22,7 kN	3500 kg	2,2 kg	75 zł
7	Plate with lower towball-4 screws M12, distance 90x56mm (PŁ3/A)	E20-55R-01 1814	PK4-1		22,7 kN	3500 kg	2,2 kg	75 zł
8	Plate with towball-2 screws M16, distance 90mm (PŁ2)	e20*94/20*0401*00	PK2-1		22,0 kN	3500 kg	2,0 kg	72 zł
9	Screwed towball M22 (KL3)		KL-3					61 zł
10	Towball with splint (KL2)	e20*94/20*0517*00	AH-1	07505	14,0 kN	3500 kg	3,0 kg	168 zł



11	Towball with splint lower	e20*94/20*0517*00		AH-2	07529	14,0 kN	3500 kg		5,0 kg		168 zł
----	---------------------------	-------------------	--	------	-------	---------	---------	--	--------	--	--------

Lp.	ACCESORIES	NUMBER OF HOMOLOGATION	CAT. NO.	CODE	D	Max towing wiegth	Weight	Price netto PLN
-----	------------	---------------------------	----------	------	---	----------------------	--------	--------------------

**TYP OF AUTOMAT**

1	Body of the automat horizontal <b>AUTO-HAK</b> with rubber / metal handle	<b>e20*94/20*0868*00</b>		<b>Aut1</b>		16,13 kN	124 kg		214 zł
2	Body of the automat vertical <b>ACS</b>			<b>Aut. ACS</b>					650 zł

Lp.	ACCESORIES	CAT. NO.	Price netto PLN
-----	------------	----------	-----------------

### TOWING HITCHES FOR TRAILERS

1	Towing hitches for trailers	ZSK-750	<b>ZSK-750</b>	53 zł
2	Towing hitches for trailers	ZSK-1300	<b>ZSK-1300</b>	68 zł
3	Towing hitches for trailers	ZSK-1700	<b>ZSK-1700</b>	85 zł
4	Towing hitches for trailers	ZSK-2000	<b>ZSK-2000</b>	95 zł
5	Lock to hitches	Lock LK - 01	<b>LK-01</b>	13 zł

### ACCESORIES

1	Ball cover		<b>O1</b>	1 zł
2	Socket plate		<b>BL1</b>	10 zł
3	Body plug AUTO-HAK		<b>Z100</b>	10 zł
4	Body plug ACS		<b>Z200</b>	10 zł
5	Body plug TERWA		<b>Z300</b>	10 zł
6	Cycle carrier (max.3)		<b>BR</b>	145 zł
7	Light slat for rear of the car		<b>7807</b>	80 zł

### ELECTRIC SOCKETS / REDUCERS / CONNECTORS

1	Socket 13-joints 12V/N	plastic	<b>Gn 1</b>	9 zł
2	Socket 7-joints with electric conductors	plastic	<b>GP 01</b>	18 zł
3	Socket 7-joints 12V/N	metal	<b>Gn 2</b>	18 zł
4	Socket 7-joints with cables	metal	<b>GP 02</b>	26 zł
5	Socket 13-joints	plastic	<b>Gn 13</b>	35 zł
6	Socket 13-joints with cables	plastic	<b>GP 13</b>	45 zł
7	Reducer 7P / 13P (car - socket, 7, trailer - connector 13)		<b>ADK</b>	35 zł
8	Reducer 13P / 7P (car - socket 13, trailer - connector wt. 7)		<b>AD</b>	30 zł
9	Connector 7-joints		<b>WT 1</b>	7 zł
10	Connector 13-joints		<b>WT 13</b>	32 zł
11	Joint Z 2		<b>Z2</b>	0,50 zł

Lp.	TYPE OF CAR	CAT. NO.	Price netto PLN
<b>ELECTRIC MODULES</b>			
1	CITROEN BERLINGO / BERLINGO Kombi od 05.2008	1250058	330 zł
2	CITROEN C4 Lim. / C4 Coupe od 11.2004	12500558	330 zł
3	CITROEN Grand C4 PICASSO od 08.2006	12500558	330 zł
4	CITROEN C4 PICASSO od 03.2007	12500558	330 zł
5	CITROEN C5 Lim. od 10.2004 do 03.2008	12500558	330 zł
6	CITROEN C5 Lim. od 04.2008	12500558	330 zł
7	CITROEN C5 Break od 10.2004 do 04.2008	12500558	330 zł
8	CITROEN C5 Tourer od 05.2008	12500558	330 zł
9	CITROEN C6 od 01.2006	12500558	330 zł
10	CITROEN C8 od 11.2005	12500558	330 zł
11	CITROEN JUMPER/ FIAT DUCATO/ PEUGEOT BOXER 06.2006 / 01.2011 <b>blaszak</b>	12500512	395 zł
12	CITROEN JUMPER/ FIAT DUCATO/ PEUGEOT BOXER od 02.2011 <b>blaszak</b>	12500565	530 zł
13	CITROEN JUMPER/ FIAT DUCATO/ PEUGEOT BOXER od 06.2006 <b>skrzynia</b>	12500513	442 zł
14	CITROEN JUMPY / JUMPY Kombi od 01.2007	12500558	330 zł
15	FIAT SCUDO / SCUDO PANORAMA od 01.2007	12500558	330 zł
16	FIAT ULYSSE od 11.2005	12500558	330 zł
17	LANCIA PHERDA od 11.2005	12500558	330 zł
18	MERCEDES M-KLASSE W164	12040512	430 zł
19	MERCEDES SPRINTER od 2006 / VW CRAFTER od 2006	12500521	380 zł
20	MERCEDES W 211	12040508	474 zł
21	MERCEDES E klasa W 210	12040103	134 zł
22	MERCEDES VITO / VIANO	12040504	360 zł
23	NISSAN NAVARA	12140508	145 zł
24	NISSAN NAVARA od 04.2010	12140517	175 zł
25	NISSAN PATHFINDER	12140507	135 zł
26	OPEL ASTRA H	12150520	314 zł
27	OPEL ASTRA J	12150526	410 zł
28	OPEL INSIGNIA	12150526	410 zł

29	OPEL MERIVA	12150526	410 zł
----	-------------	----------	--------

Lp.	TYPE OF CAR	CAT. NO.	Price netto PLN
30	OPEL VECTRA C	12150003	225 zł
31	OPEL ZAFIRA B	12150520	314 zł
32	PEUGEOT 307 3/5 drz. od 07.2005	12500558	330 zł
33	PEUGEOT 307 Break / 307 SW Kombi od 07.2005	12500558	330 zł
34	PEUGEOT 307 CC od 07.2005	12500558	330 zł
35	PEUGEOT 308 3/5 drz. od 09.2007	12500558	330 zł
36	PEUGEOT 308 SW Kombi od 05.2008	12500558	330 zł
37	PEUGEOT 407 Lim. od 05.2004 do 08.2008	12500558	330 zł
38	PEUGEOT 407 Coupe od 10.2005 do 08.2008	12500558	330 zł
39	PEUGEOT 407 Kombi od 09.2004 do 08.2008	12500558	330 zł
40	PEUGEOT 807 od 11.2005	12500558	330 zł
41	PEUGEOT EXPERT / EXPERT TEPEE od 01.2007	12500558	330 zł
42	PEUGEOT PARTNER Van / PARTNER TEPEE od 05.2008	12500558	330 zł
43	RENAULT KANGOO II	12180516	268 zł
44	SKODA OCTAVIA II	12220504	335 zł
46	VW CADDY II	12500559	370 zł
47	VW GOLF V	12270535	474 zł
48	VW PASSAT od 2005 / VW JETTA od 2005	12270525	340 zł
49	VW T5 od 2003 do 2008	12270512	134 zł
50	VW T5 od 2008	12270540	260 zł
51	VW T5 od 10.2009	12270548	460 zł
52	VW TOURAN	12500559	370 zł
53	VW TOUAREG	12270534	410 zł
54	WIAZKA UNIWERSALNA MODUŁ TCU	12400510	160 zł

#### UNIVERSAL MODULES

1	Universal modules WE UN EU Can bus 7 PIN	UE8001	170 zł
2	Universal modules WE UN EU Can bus 13 PIN	UE8004	180 zł

**UNIVERSAL MODULES QUASAR ELECTRONICS**

1	Współpraca z gniazdem 7 PIN	MP2-D1	200 zł
2	Współpraca z gniazdem 7 PIN - najnowsze samochody (VW, Mercedes, BMW, Opel, Citroen, Renault i inne); Współpraca z instalacjami, w których niektóre obwody oświetlenia samochodu (światła postojowe / stop, postojowe / przeciwmgielne) zrealizowane są na jednowłóknowych żarówkach oraz przy wykorzystaniu lamp w technice LED	MP2-D2	210 zł
3	Współpraca z gniazdem 13 PIN	MP4-D2	300 zł
4	Zestaw rozszerzający do VW, BMW, MERCEDES	MP2-Dx-REZ	27 zł

Publication date: 10.04.2012r.